

The Turning Point

In this issue:

President's Report	2
Annual Turning Competition	3
June Meeting Notes	6
Summer BBQ	10
Scott Manor House	11
DaveM's Fireside Chat	14
A Kid From the Heights	18
Cover photo	18
Guild Executive	19



The next meeting of the Nova Woodturners' Guild
is at Lee Valley Tools, 150 Susie Lake Crescent, Halifax
Sunday, September 24, 2023. 1:00 p.m.

At the September meeting:
— renew your membership and your acquaintances
— bring in your recent work for Show and Tell

The President's report

Gary Landry

Here comes the 2023–24 meeting season. The date of our first meeting of the season will be September 24th at Lee Valley, starting at 1:00 PM with social time from 12:30 PM. Meetings end at 3:00 PM. Once again, I want to thank Theresa Bruno, Manager of the Halifax store, for opening the doors to us, as well as her staff for putting up with us. Our meetings will be held in the Seminar Room unless Lee Valley happens to be running a seminar or tutorial on our meeting day, in which case we will be allowed to set up in the showroom.

During our summer break we had a Summer BBQ at Edmond Benoit's property and participated in a show/sale/demo at Scott Manor House in Bedford. Both were successful but suffered from lack of attendees, each for different reasons. However, both raised funds for the Guild and strengthened the Guild through outreach to the public and discussion among ourselves. I and the other members of the Executive want to thank both Edmond and Scott Manor House for their invitations to use their properties.

The Executive is in the throes of planning this year's meetings, especially in regards to getting demos for each meeting. Please contact any one of the Executive to suggest a demo or volunteer to give one. The schedule of meetings has been set and will be announced on our website soon. As stated above our opening meeting is on September 17th. It is expected that a good portion of that meeting will involve the renewal of memberships.

Speaking of memberships... please download, complete and sign the **membership form** on our website (under the **Documents** tab). Bring the filled-in form and your \$40 (cash or cheque) to the meeting. Provision will be available to use e-transfers, credit cards and debit cards for payment. That may change if we have problems with our Apple Square point of sale card scanner (for credit and debit cards only). The membership dues have once again been held at last year's level.

Bring in some pieces that you turned during the summer for Show and Tell. That is it. I am looking forward to meeting all the new and old faces.

Turn some wood, make some shavings and please stay healthy.

Gary Landry – President

Annual Turning Competition

Here are a few photos from the annual turning competition. See the [June Meeting](#) section for the list of winners, more photos, and other information.







Notes from the June Meeting

Calum Ewing

The regular June meeting commenced at 2:45 PM following the Annual General Meeting.

2023 Competition

VP **Bill Maes** presented his report on the results of the annual turning competition. Bill acted as Competition Chair again this year and put together a very successful event. A big 'thank-you' to **Gary Landry**, **David McLachlan** and **Calum Ewing** for their help and support in making the competition a success.

All together we had 15 pieces entered by eight turners compared to 40 pieces submitted by 17 turners in the previous competition. The entry fees raised \$75 with a further \$140 in donations to Feed NS.

The Competition would not be as successful without the unfailing support of our competition sponsors and a huge 'thank-you' goes out to them:

Our Presenting Sponsor: **Lee Valley Tools Ltd**

Prize Sponsors:

Lee Valley Tools

East Coast Specialty Hardwoods

Branches to Bowls

R&D Bandsaws

SIA Abrasives

Mill Supply

Halifax Specialty Hardwoods

Stellar Industries

William Wood-Write

Woodchuckers

Craft Supply

Woodworker Specialties

We had just over \$3000 in prizes donated this year (including some very significant items) and these were distributed among the eight participants by random draw.

Thank you also to the volunteers who staffed our demo booth in the showroom at Lee Valley, **Richard Ford**, **Edmund Benoit**, **Dave McLaughlin**, **Gary Landry** and **Ted Monk**. You have raised the profile of the Guild and shown our craft in action to the general public.

A special thanks to our judges for this year: **Steven Kennard**, **Don Moore** and **Patrick Rapathi**.

2023 Competition (continued)

The Results:

Novice Category:

Novice Faceplate: 1st place William Maes
 2nd place William Maes
Novice Spindle: 1st place William Maes

Intermediate Category:

Intermediate Faceplate 1st place Gary Landry
 2nd place Gary Landry
Intermediate Spindle 1st place Edmund Benoit

Open Category:

Open Faceplate 1st place Calum Ewing
 2nd place Lowell Jenkins
 3rd place Richard Ford
Open Spindle 1st place Richard Ford
 2nd place Dianne Looker
Open Mandrel 1st place David McLachlan
 1st place Calum Ewing
 2nd place Dianne Looker
 3rd place Dianne Looker

The **Warman Castle** Trophy for 'People's Choice' was not presented this year.

Raffle Results

Norm Jolivet's final raffle as Fundraising Chair was held and three grab bags of goodies were won by **Gary Landry**, **Martin Lachance** and **Edmund Benoit**.


The meeting wrapped up at 3:45 PM.

Some photos from the competition awards follow.





Richard F



Dianne L



Dave M

Calum E



Lowell J



Dianne L



The Summer BBQ

Gary Landry

We were able to hold our annual Summer BBQ this year due to the generosity of Edmund Benoit offering his place as the location. Thank you Edmond!

We were blessed with great weather and plenty of time to have many discussions. While no world problems were solved, and probably more than one tall tale was told, we all had a great time interacting. A good amount of time was spent discussing wood turning topics. There was lots of food and soft beverages for the attendees. Speaking of attendees, there was a rather weak turnout compared to previous efforts including last year. Oh well!

Stuart Taylor brought a supply of roughed out bowl blanks as well as some rounds and planks for sale. He generously offered 50% of all sales as a donation to the Guild. We also raffled off several prizes. In all, Stuart's donation and the raffle proceeds resulted in \$140 going into the Guild account.

See you next year and bring your appetites!



Gary and Richard



Edmund (the host)



Richard and Stuart
hitting the hard stuff



Lowell, Bill and Corinne

Scott Manor House Show and Sale

Gary L and Bill M



Scott Manor House (SMH) invited the Guild to hold demos of woodturning and conduct a show and sale of turnings in their premises from August 23 to August 26. On August 22 we set up the display of turnings in the main house and the turning demonstration in the garage outside. Gary Landry, Bill Maes, Calum Ewing and Bob Earle, provided the demonstrations and supervised the sale, while Jim Diamond couriered the Guild's mini-lathe to the show and back. Twelve bowls were provided by Edmund Benoit for the sale while other turnings were provided by Calum, Bill, Gary and Bob along with leftovers from the Christmas sale of last year.

Each day from 10 AM to 4 PM the show and sale was open and on the Wednesday, Thursday and Friday a demo was held from 2 PM to 4 PM. Unfortunately rain cancelled the demo on the Saturday. In fact, a lot of the time we were at SMH was during periods of rain or impending rain which probably accounted for the low foot traffic into the SMH and, as a result, our sales. We did however speak to a few potential new members who were keen to learn about woodturning and they were fully informed of the benefits of joining the Guild. Business cards were handed out to all who were willing to take one. Hopefully we will see some benefits from this outreach program.

An unexpected benefit of being at SMH came about when CTV was on site to report on another matter and they decided to tape some "B Roll" using our display and Calum's demonstration outside. They made no promises but said it may be on the evening news that day or the next as filler between other items. As it turned out, the tape was played that evening and, although it was only 10 or so seconds long, it was great exposure for the Guild in general and our show and sale in particular.

Low foot traffic impacted sales. In total we sold \$167 worth of turnings from which we paid SMH \$17 in commission, leaving a total of \$150 to put in our Guild account. Thank you to all who set up and participated in the sale and the demos.

We have been invited to come back for the SMH's Celebration of Lights to be held in November (as well as an invitation to come back to SMH next summer). Since we have already decided to attend a Christmas craft sale somewhere this year this may be the answer we are seeking for a venue. We await their proposal and conditions to be sent to us so that we can make a more rational decision to attend or to pass. One distinct advantage to SMH, if I interpret the verbal offer made to us correctly, is that our cost to attend would be on a sliding scale. The more we sell the more we would pay SMH in commissions (about 10%) whereas at a craft market we would pay a flat fee (say \$150 to \$500) whether we sold only \$10 or \$1000 worth of items. There would be no demonstrations but we could promote the Guild to all attendees.


The Executive will keep the membership informed along the way.

(Photos of the SMH event on the next two pages. – Ed.)

Gary showing off his technique



Display Table 1



Calum at work; Display Tables 2, 3 and 4



Photo credits of our visit to Scott Manor House go to Bill Maes and Mary Landry (Gary's wife).

DaveM's Fireside Chat

Dave McLachlan

Greetings to a new fiscal year! For the NWG Newsletter, I decided this year that I would do a regular monthly column for the newsletter. In this space I hope to talk about my history in wood turning, (some of the most interesting parts anyway) and hopefully others will write in to me to include some of their early experiences as well. I hope to maybe do some interviewer (me) chat sessions with some of the membership that will reflect their role in making the Guild what it is. In addition, I hope to bring forward some new and exciting (at least for me) ideas I have come across or developed.

This all is coming about because I am going to be missing all of the meetings for the next four or five months, and the Guild is so important to me that I want to keep contributing to it in whatever way I can. I haven't told everyone up to this point but it is time now to do so... Just ahead of the June AGM I found out that a small (10mm) basal cell tumour, that was supposed to be removable with a surgical gastro-endoscope, had developed into Stage 3 esophageal cancer and was quite aggressive. I have spent the month of August in a daily radiation regime with chemotherapy once a week. I finished this round of treatment on the 7th of September. I have done relatively well with all of this considering but the cumulative effects of the radiation continue for a few weeks. So, at the moment my energy levels are quite low. If the treatment was successful, I will undergo an eight hour surgery to remove the lower half of my esophagus and pull the stomach up into the thoracic cavity to reattach to the remaining esophagus. There is a three-month recovery from the operation so I will be out of action until mid-winter. This will be my way of contributing to the Guild. Anyone wanting to do an interview with me or contribute their own story can reach me at Visions4U.hfx@gmail.com, even if it is just to see how I am doing or to ask my opinion.

I have been in the Guild for about 10 years now and jumped right in after my first year, getting on the executive and holding various positions there ever since. I really believe in the Guild and what it stands for and what it can do for the membership in general... but it does take all of us participating in some way to make the experience for ourselves and others more meaningful. This can even be just bringing in something that you have done and talk about it at show and tell. Whether you are a Novice or Master Class turner, contributing to the collective experience is important. For new members: talk to older members find out if there are other members near you that you can go for a coffee with or visit their shops, etc. Veteran members: see if any of the new members are in your area and hold impromptu get-togethers outside of the regular Guild meetings. Take someone new under your wing or just get to know them better. After the pandemic we lost some members and comradery that has been in the Guild for so many years, it is time to build that back.

Enough of that! The item I wanted to bring forward to everyone is that William Wood-Write is now carrying Beaufort pen kits out of the UK. These are exceptionally well-made products and platings... you can see the quality in them. In the past I have ordered some fountain pen parts and kits from Beaufort directly, but as they are in the UK, with the exchange and shipping it is very cost prohibitive to get them. I am here to tell you that they are very reasonably priced at WWW and should be considered if you are looking for some quality kits. Figure 1 shows the Headwind Pen Kit.



Figure 1: Headwind Pen Kit

The other thing is their bushings are exceptionally well made and have both a 60° bevel (which means you can mount them between centers), as well as wear bar indicators; see Figure 2. (I always link up my bushing sets with a small bead-chain so when your box of bushings suddenly leaves the work surface to the floor at least the bushing pairs are together).




Figure 2: Bushings (with chain)

If you haven't tried turning between centers without a mandrel you are in for a treat. The turned blanks are totally centered and never offset or out of round. To accomplish this, use a MT2 60° drive center in the headstock, with a corresponding MT2 60° live center in the tailstock (or whatever Morse taper is needed for your lathe). Move the tailstock up to the headstock so the points align, they should be in line both vertically and horizontally; if they are not you need to adjust the two stocks so they do align, as in Figure 3.



Figure 3: Alignment is Essential!

Then simply back the tailstock up to allow the blank and bushings to go over the points and tighten everything up with the tailstock hand crank — friction drives it all, and the tapers keep it all aligned, no need to worry about flexing mandrels. Figure 4 shows a Headwind blank and bushings mounted on the lathe ready to turn.




Figure 4: Mounted Headwind Blank

So you tried out using between center turning and you really like it, but only Beaufort bushings have this feature. So, what about the other twenty bushing sets you have for all the other pen/mandrel projects you turn? Don't worry, William Wood-Write also has another new product on offer: a Canadian CNC-machined set of stainless-steel adapters that turn your older >7mm bushings into between center bushings; see Figure 5.



Figure 5: Stainless-steel Adapters

To use these adapters simply slide your original bushings over the shaft extensions. Then mount both the adapter and bushing into the blank as per Figure 6 and mount everything between centers.




Figure 6:

I bought a set and gave them a try and found they worked great. That being said, the 7mm bushings that are used for all of the projects using a 7mm OD brass tube won't work in these unless the bushings are very short, leaving enough shaft remaining to engage the blank 7mm tube effectively. An option for kits using 7mm OD brass sleeves might be to make a special bushing of the appropriate final diameter with an integral stub like the ones on offer from William Wood-Write and a center drilled 60° taper. (Next month I will include a photo of such a bushing). Write to me and let me know what 7mm brass sleeve projects you make the most of.

Well, that is it for me this month. Best wishes to you all, and keep making shavings!

A Kid From the Heights



Most of us are familiar with Guild member Don Moore's wizardry with turning and carving (and even sanding!), but how many knew he was also a writer? He recently wrote *Memories of "A Kid from the Heights"* which goes on sale as of September 15. [This](#) is a link to the book on Austin Macauley's (the publisher's) website, but the book is also available from everyone's "favourite" near-monopoly, and maybe even a bricks-and-mortar store near you.

Cover Photo



Guild member Leo Westhaver sent in the photo on the front page. He says "I recently completed this vase. I wanted to try and incorporate a zipper as well. Saw some pics on line and thought I would give it a try. Wall thickness is roughly 1/4". I had a hard time keeping the glue from squeezing out around the zipper; also, some tried leaking through the fabric. I used medium CA glue; next time I am going to try thick and see how it goes."

Nova Woodturners' Guild — 2023/24 Executive

All members of the executive, as well as committee chairs, can be reached by using the email address associated with that position. That is, a note sent to (for example) the president will go to who ever is president at that time. The following <address>es should be followed by @novawoodturnersguild.com to send mail to the person holding that position.

A 'C' after a committee member's name indicates they are chair of the committee.

Position	<address>	Incumbent(s)	
Executive	executive (sends the message to all executive positions on the list)		
President	president (or) pres	Gary Landry	
Vice President	vice-president (or) vp	Bill Maes	
Secretary	secretary	Calum Ewing	
Treasurer	treasurer	Dave McLachlan	
Director at Large	director-at-large	vacant	
 Committees			
Library	library	Jim Diamond Richard Ford	C
Web Site	webmaster	Richard Ford	C
Membership & Promotion	membership	vacant	
Newsletter	newsletter (or) news	Jim Diamond	C
Competition	competition	vacant	
Guild Photographer	photographer (or) photos	Chris Palmer	C
Fund Raising	raffles	vacant	C
Members Group	members	members	

The [members](#) address forwards the email to all members **who have signed up to be on the members list**. To add or remove yourself from the [members](#) list, email webmaster@novawoodturnersguild.com.

If you wish to send an email to **all** current members of the NWG, send your message to secretary@novawoodturnersguild.com with a request to forward your email to all members.