



The Turning Point

In this issue:

Presidents Message	2
Blast from the past	4
Competition	5
How many chucks	6
A Surprise Contest	8
Show 'n' Tell	9
Meeting in pictures	9
Calendar	11
Executive	12



Member since 2012

*The next meeting of the Nova Woodturners' Guild is
On Zoom
Monday, April 17, 2023. 7:00 p.m.*

*The next meeting will feature
Kai Muenzer via Zoom
Turn a "Dented Cube Box".*

The President's Workshop April 2023

Gary Landry

“There is a change in our traditional drop off procedure this year”

Good Bye to white (or brown) snow and Hello to green grass...even if it leads to mowing season!

We had over 20 members in attendance and at least two visitors at our March 19th meeting. This is very good to see. My thanks to you all for your commitment to the Guild.

We want to thank **Dave McLachlan** for his very informative demonstration on Photographing Your Work. Useful for all of us for archival purposes but particularly useful for those of us who have to submit photos of our work for acceptance at juried exhibitions. That first impression has to be perfect to encourage an invitation so great photography is essential.

In a throw-back to our old (pre-pandemic) days of meeting on Monday nights the Executive, when planning for this month's demo, decided that since it was going to be an Internet Remote Demo (IRD) we should schedule it for a Monday evening instead of our usual Sunday afternoon time slot. This is a small thank you to those members who still support the Guild but cannot make it to the Sunday meetings. Every member in good standing should be getting a login link to the IRD in advance of the event. Date and time is Monday, April 17th at 7PM and is presented by **Kai Muenzer** whose presentation is entitled “A Dented Cube Box”. See this link for more information.

<https://kaimuenzer.com/Woodwork/dented-cube-box/>

IMPORTANT INFORMATION ON OUR COMPETITION FOLLOWS

Now on to the **Annual Turning Competition**. We are going to have one this year and it will be held at Lee Valley with a display of all entries to go from May 29th to June 10th. Results of the competition will be announced at our monthly meeting on Sunday, June 11th. There is a change in our traditional drop off procedure this year. Lee Valley staff will not be receiving our pieces as there is no longer a Seminar Coordinator to supervise this effort as in the past. So, there are very specific dates, times and procedures for dropping off your pieces. You have two, and only two, ways to drop off your pieces. One is at our regular monthly meeting on Sunday, May 7th. The other is to bring in your pieces (or have them brought in) to Lee Valley between 10AM and 2PM on May 18th, 19th or 20th and pass them to a


Guild volunteer in the Seminar Room. Please note...Lee Valley staff have been instructed NOT to accept any competition pieces and any attempt to do so will be a waste of your time. Any attempt to make a delivery outside of the dates and times given above will also be unsuccessful and a waste of your time.

We will be soon enlisting volunteers to demonstrate woodturning in the showroom of the Lee Valley – Halifax store during the display period and to receive competition pieces in the Seminar Room as described above. If you can spare a couple of hours to demonstrate or receive pieces I encourage you to respond to the email(s) from **Calum** on these topics. By the way, if you want to recruit a fellow member to accompany you to the demonstration, so one can turn and the other speak to curious passers-by, feel free to do so. The object is to be turning as much as possible to get people interested in turning in general and our Guild in particular.

There is a glimmer of hope that we may soon be able to make our monthly meetings into a 'hybrid' event. This means we may be able to have members attend at home via the internet or attend in person if possible.

Keep turning, stay safe and have some fun.

Gary Landry – President



A Blast from The Past



Don Moore

Hi folks, It may be a good time to post an oldie. This one, I think, was in 2001 when a small group of NWG members went to visit a "Stanley Plane Collector" at his home in Dartmouth.

Your friend,
Don

HELLO GUILD MEMBERS AND FRIENDS

liiiiit's back!

Thanks to the work of VP **Bill Maes** and the **Competition Committee** we are ramping up to hold our annual competition again this year.

The competition rules and guidelines are available on the Guild website in the Document section.

The important details:

- a) Competition display will be from May 29 to June 10.
- b) Prize awards will be at our June 11 meeting.
- c) Entry drop off. There are two (and only two) options here:
 - 1) bring properly packed entries to the May Guild meeting on May 7th, or
 - 2) bring them to the Lee Valley Store in Halifax and deliver them to a Guild volunteer in the Seminar room on May 18, 19 or 20th between 10:00am and 2:00pm.Lee Valley staff will not be accepting entries for the competition this year.

Bill has been working hard to gather prize donations and there are some great prizes already, including a General 25-010M1 Mini Wood Lathe donated by **Stellar Industrial Sales Ltd.** (thank you **Chris Maher**) along with \$50 gift certificates from **Halifax Specialty Hardwoods**. Remember, you must enter the competition to be eligible for the prizes! And the competition is open to members and non-members.

So, time to get your creative hats on and get turning.

Calum Ewing
NWG Secretary



How many chucks can a woodturner chuck?

And a contest by **Dianne Looker**

E. Dianne Looker, April 2023

So, how many chucks can a woodturner.... Own? Need? Well, being a firm believer in the edict that the one who has the most tools when they die wins, or at least dies happy, it seems that while I had several, I needed more.

As an aside, as I was writing this, I was musing on what the collective term might be for a bunch of chucks. (You know, like a gaggle of geese or a set of dishes or a swam of insects...) A clutching of chucks?

I suspect those reading this who know me, know I am not shy about buying tools whether I need them or not. And it seems I gathered quite a collection of chucks – and many, many more jaws for these chucks over the years. I'm ashamed to admit, that, having been what I would consider a fairly serious woodturner for a couple of decades at least, I only just recently realized that one can't put jaws from maker one onto a chuck from maker two. Oneway jaws do not fit on Nova chucks and so on. Who knew? 😊. Not me! So, I had been blissfully buying interesting jaws, oblivious to whether I had a chuck to match or not.

This meant I had a dizzying array of jaws hither and yon in my not very organized shop. ("Not very organized" is a euphemism for "totally chaotic".) Hmm... something needs to be done.

A while back **Dave McLaughlan** showed the NWG some very lovely jaw holders that he makes, and he made the offer that he'd make them for members at a very reasonable price, and donate some of the proceeds to the NWG. Ah, a solution! So, I ordered jaw holders for my many, many jaws. Dave took my jaws, made measurements and brought my jaws back.

Of course, while I waited for the holders to be made, my jaws were still housed in my "not very organized" shop. And inevitably some went walkabout. So, every so often Dave would get a plaintive email from me wondering if just perhaps this jaw or that jaw part had decided to stay in his lovely shop. I knew they hadn't; he knew they hadn't. But he patiently assured me each time, that no, he didn't have my Nova soft jaws; he didn't have the fourth part of my pin jaws...

Now Dave is a busy lad and his shop isn't heated in winter and there was a pandemic and so the months came and the months went. My shop got no more organized and the jaw holders weren't quite ready. Some were completed but didn't quite fit so he took them back to adjust them.

In the meantime, age and the vagaries of life have intervened to leave me with various minor medical issues that mean I can comfortably work in my woodworking shop only for 20-30 minutes at a time before I have to leave, rest, and do other things. Well, I figure if I'm only going to have something like 20 minutes in my shop, I'm not going to use five or more of those precious minutes (a) deciding what jaws to use (never mind finding them!), (b) figuring out what chuck they go with, (c) attaching them together. Buying tools was always seen as a wise use of my money, and I wasn't doing things like traveling or going to concerts and things during the pandemic, so, I decided to buy chucks! (This is when I discovered the earth shattering reality that only certain jaws fit on certain chucks 😊.)

Fine. I had one of those marvelous **Lee Valley** gift cards you can buy at a discount for a day or two in November, if you are paying careful attention to their various promotional emails. So, buying Oneway chucks felt like they were "free".

I did have two Oneway chucks with tommy bars and I hate operating chucks with tommy bars, so I opted to sell those and buy ones with a chuck key. **Norm Jolivet** bought one. But he has a lathe with a different spindle thread so I was introduced to the delights of disengaging the spindle adapter from the chuck. Oh joy, oh rapture... With much muttering and some choice words, I managed. Good. **Calum** bought the other chuck. He has a 1"x8 tpi spindle, as do I, so we debated who would get the spindle adaptor. After wrestling the one off for Norm, I gladly sent the chuck to Calum with the adapter firmly attached. And I proceeded to buy from Lee Valley, two Oneway body-only chucks plus one adapter (since I had one from the chuck I sold Norm). Hmm... Neither the chucks nor the adapter came with the clever little screws you need to attach the two; I checked and double checked. I had one set from the adapter I had removed but needed another for the second chuck. I wrote **Lee Valley** customer service and at first got a curious note back saying that the screws varied with the type of lathe and I should consult my lathe distributor. After some further correspondence and clarification, they agreed they should send me some screws and they did. Oneway jaws now have a chuck.

I had some very impressive Vicmarc jaws. Three sets and only one chuck. **Branches and Bowls** (which has supported our woodturning competitions from time to time, which is likely why I have so many Vicmarc jaws), is one of the few, perhaps the only Vicmarc distributor in Canada. **Ken Rude**, the owner/manager is a very pleasant and helpful chap who figured out I needed a VM150. Not cheap, but hey – remember the maxim about tools and happiness... 😊. And they come with a threaded adapter that *screws in* – no possibility for missing attachment screws. (And if you haven't read the Feb 2023 story about Vicmarc in the AAW's magazine, American Woodturner, it's worth a read.) So, my Vicmarc jaws now have chucks.

As those of you who attended the last NWG meeting know, I then had two questions – one was “what chuck do these jaws with a strange indent fit?”. And “where would I get screws to fit this other strange chuck?” The answers provided by helpful and knowledgeable NWG members were, respectively: PSI chuck, and Schurman's in Berwick.

I had sold my one PSI chuck to a friend a while back and have recently sold him the two “strange” sets of jaws that fit it. I had a lovely trip to Berwick and, sure enough Schurman's had the screws I needed – and we had a great lunch in nearby Union Street Café.

On to the Nova jaws... I had some lovely Nova soft jaws (which I found – indeed I had them and Dave M didn't 😊), and I had some Nova pen jaws, but only one chuck. So, I searched for Nova chucks. You can get them through Amazon; however KMS Tools in BC sells them – and they were on sale, with free shipping. Great. It arrived; I was excited. There was no spindle adapter. Hmm... What is it about me and getting the things I need to set up my chucks? The world is conspiring against me!

I wrote KMS customer service and they assured me there should have been an adaptor included. I agreed. They sent one. Great. Now, where are those pen jaws? WHERE ARE THOSE PEN JAWS?! Bah, humbug harrumph. I can't even suggest that Dave McLachlan might have them. I know I've seen them since I had any interaction with Dave. Mind you,



I've been moving chucks and jaws on and off the kitchen tables since this whole "I'm going buy more chucks" scenario started to unfold. For reasons I can't quite fathom, my partner has an aversion to chucks and jaws and accompanying bits and pieces floating around the kitchen table, especially when we are having guests over. So, back and forth to my shop they would go. (See above note about the level of organization in my shop.)

And at the time of writing this article my Nova pen jaws are still MIA. If anyone sees them floating about, please send them home. In the meantime, I have lots of chucks with lots of jaws to hold lots of turnings. The photo shows some of my newly matched chucks and jaws. Not all of them – some are still wallowing in the chaos of my workbench top. Nevertheless, perhaps it's best if I move past the "let's buy more tools" phase of my adventures and move onto "let's use some of those lovely tools to make something". Wish me luck!

Happy turning, everyone!



AND – I have an idea for a fun contest.

Goal: ***Make up a collective word for a ?????? of chucks.***

Rules:

1. You can only submit one suggestion. Send your suggestion to me at:
dianne.looker@msvu.ca
2. Deadline for submissions is **11 PM Atlantic time, May 1, 2023.**
3. I will put together a list and it will be published in a newsletter, along with a call for votes and a timeline.
4. Only NWG members can vote.
5. You can only vote for one suggestion; you cannot vote for your own suggestion 😊.
6. The person whose submission gets the most votes gets a prize.

The prize winner gets to choose **one** of:

- A set of standard jaws for a Oneway chuck
- A set of standard jaws for a Nova chuck
- A wormwood screw
- Two pen blanks that I will select from my collection of pen blanks.
- Some Abranet sandpaper.

Dianne



Show & Tell

William Maes

Ebonized red oak salt and pepper shakers.

Washed steel wool soaked in vinegar for 5 days and applied with a sponge brush. Tried and True finish with a coating of bees wax polished at high speed.

Cheers,
Bill



The Meeting in pictures



Orientation was discussed and demonstrated.





The Meeting in pictures cont.

Shadowless lighting. How to do it.



All the action and excitement of the Tool Auction



Photos by Chris Palmer

Calendar of Events

Date	Subject	Location
September 18, 2022	Registration Meet-n'-Greet / Various Developments	Lee Valley Tools
October 16, 2022	Dave McLachlan Sanding Tools	Lee Valley Tools
November 20, 2022	Richard Ford "Not Jimmy's Platter"	Lee Valley Tools
December 11, 2022	Xmas Social Food, Talking and stuff	Lee Valley Tools
January 15, 2023	Meeting Cancelled due Winter Storm	-
February 19, 2023	Stephen Zwerling Considerations Raised by the Wood and Matters of Technique and Process.	Lee Valley Tools
March 19, 2023	David McLachlan Photographing your work and a Tool Sale	Lee Valley Tools
April 17, 2023	Kai Muenzer via Zoom "Dented Cube Box"	Your Home via Zoom
May 7, 2023		Lee Valley Tools
June 11, 2023	Awards Night and AGM	Lee Valley Tools

(Third Sunday of the month, 1:00 pm.)

The Raffle Booth

Norm Jolivet / Yogi Gutz

The Tool Auction:

Gross sales for us by square was \$330. The deposit by square was \$325.39.
Transaction fee then was \$4.61.

Dave M

Nova Woodturners' Guild – 2022/23 Executive

Our e-mail now reflects a more consistent method of communicating with the various offices in the Nova Woodturners' Guild. The recipients will change as the need arises but a note sent to the president will go to who ever is president at that time. All the following <address> should be followed by @novawoodturnersguild.com to send mail to that person

<address>@novawoodturnersguild.com

Position	<address>		
Executive	executive (sends the message to all executive positions on the list)		
President	president (or) pres	Gary Landry	
Vice President	vice-president (or) vp	Bill Maes	
Secretary	secretary	Calum Ewing	
Treasurer	treasurer	Dave McLachlan	
Director at Large	director-at-large	Brian Sharp	
Committees			
Library	library	Jim Diamond Richard Ford	C
Web Site	webmaster	Richard Ford	C
Membership & Promotion	membership	Vacant	C
Newsletter	newsletter (or) news	Norm Jolivet	C
Competition	competition	Vacant	C
Guild Photographer	photographer (or) photos	Chris Palmer	
Fund Raising	Raffles	Norm Jolivet Yogi Gutz	C
Nominating	nominations	Bill Maes	C
Members Group	members	30+ members	

To add or remove yourself from the group email: webmaster@novawoodturnersguild.com

Note: to email all NWG members you must go via the club secretary.