



The Turning Point

In this issue:

| | |
|--------------------|---|
| Presidents Message | 2 |
| Meeting Notes | 3 |
| Show and Tell | 4 |
| Calendar | 5 |
| A PSA | 6 |
| Executive | 7 |



Member since 2012

*The next meeting of the Nova Woodturners' Guild is
On Zoom
SUNDAY, April 24, 2022. 1:00 p.m.*

*The next meeting will feature an IRD
With Kai Muenger
Demonstrating his "Happy Box".*

The President's Workshop April 2022

Gary Landry

I thought that spring was finally here and then April 4th happened...three inches of snow followed by a slow rain. April showers are supposed to bring May flowers. At this rate what will arrive in May is a case of frostbite.

Well it looks like **Lee Valley** is starting to hold workshops in the store again. We have not yet received any word that this indicates a change in our status when it comes to holding our meetings. As it is we are having an IRD this month (*see below – Ed.*) and in May **Steve Zwerling** is webcasting a live demo from his shop on sharpening so we could not meet in person in any event. That just leaves June's meeting which is our AGM. As a result of this timing the executive committee has decided to wait until the summer before contacting **Lee Valley** about using their facilities once again in September. This also saves us from getting, at best, only one meeting (in June) and perhaps suffering the demoralizing effects of having a new variant come around and shut us out of **Lee Valley** once again. That would be a real kick in one part or another of our anatomies.

One final reminder that we are going to hold a Fun Turn Event this year but with a change to the deadline for submission. The rules are:

- you supply a 1 1/2" by 3 1/2" by 12" piece of wood of any species or laminated species (dimensions chosen so you can even use 2X4 lumber if you wish)
- you can turn anything from it resulting in one, to a max of three, individual piece(s)
- your entry will be photos and/or videos of the piece(s) emailed to Calum up to the week before our April 24th meeting (last day for entries will be Friday the 22nd giving Calum time to prepare the entries for presentation)
- prizes will be awarded by random draw (prizes to be determined by the Executive) during the April 24th meeting

As previously mentioned, we are going to have an IRD this month. **Kai Muenger** will be demonstrating how to turn one of his 'Happy Box with a Tilted Lid'. Go to this link to see a description: [Happy Box Demo and Class - Fine Art Woodturning \(kaimuenzer.com\)](https://www.kaimuenzer.com) . You will receive instructions to join the IRD from Calum in the days preceding our meeting. Right now I cannot tell you if the session will be initiated by Kai or if we will start a Zoom session that Kai will log into. We will know in advance though. Please note that if Kai is in control of the Zoom session we will lose connection when he logs off. IF THAT IS TO HAPPEN we will have a Zoom link set up by us to finish our meeting. Again, if that is the case you will receive a separate link in advance that you can use to log back in and continue our meeting. This is important because, as you may remember, this meeting is to be used for presentation of the pieces entered in the Fun Turn event AND prizes will be drawn for from among the names of members who have entered pieces. This session will once again be sponsored by our member **Mark Hazen** via his Zoom account.

That is about it. Please turn some wood and take all possible measures to keep yourselves healthy in this continuing pandemic.

Gary Landry – President


Meeting Notes March 20, 2022

Dave McLachlan

**An Expanding Collet Mandrel**

At our last Zoom meeting I showed the construction and use of a new type of mandrel “Expanding Collet Mandrel” (shown here in Photo 1).

This is a prototype that I built on camera for our meeting. For details on making the refer to the video “Making Mandrels ”. (See below – Ed.)



This particular mandrel is made up of 5 components, a hollow shaft (1/2” aluminum 3” long); a 1/4” x 3.5” bolt; a fixed Delrin hub; a 1.25” x 1.5” L PVC expanding collet & a floating hub controlled by the bolt, see Photo 2). The hubs and the expanding collets have 45° bevels on them so that when the bolt is tightened the collet is forced to expand into a recess in your work. These expanding collet mandrels could be made any length required and could be upscaled to quite large diameters and length as required by the job at hand. One interesting option is to have a second floating hub with two different outer diameters so that you could have a stepped type of mandrel. This type of mandrel could be very useful for Crush Grind pepper mills which require multiple diameter holes. The Mandrel would ensure that all components of the pepper mill were held so they were concentric when turning, and the Mandrel could even be supported at the tailstock with a live center.



I hope you will find this design useful as another work holding device for the Wood Lathe. (Photo 3 show more clearly the bolt tightening aspect of the mandrel).

Happy Turning

Dave McLachlan

[Making and using a Pin and Expanding Mandrel](#)

https://www.youtube.com/watch?v=7G2PIW3_yiQ

Show & Tell

Don Moore

Master Artisan C.N.S.

Woodturning Instruction

“Tides Turning”

902-277-1703

moorewood1@gmail.com

tideturning.ca


Here is a recent piece



William Maes

A beautiful piece of maple, dried for 2 yrs. In a shed and received from Dave McLachan only to be ruined by Bill Maes who did not think to acclimatize it to the indoors.

A gallon of cyanoacrylate will not fix this problem.



Calendar of Events

| Date | Subject | Location |
|--------------------|--|-----------------|
| September 19, 2021 | Richard Ford Video presentation "Turn a Chess Piece" | Online via Zoom |
| October 17, 2021 | Phil Rose presentation via Zoom Embellishing Techniques | Online via Zoom |
| November 21, 2021 | Competition Show and Tell | Online via Zoom |
| December 19, 2021 | "Things I Have Learned" Submitted videos | Online via Zoom |
| January 16, 2022 | Richard Ford Making Birdhouses | Online via Zoom |
| February 20, 2022 | Richard Ford Making Small Birds for Birdhouses | Online via Zoom |
| March 20, 2022 | Dave McLachlan - Mandrels Types, Uses and Designs | Online via Zoom |
| April 24, 2022 | Kai Muenzer. A Happy Box with Tilted Lid | Online via Zoom |
| May 15, 2022 | Steve Zwerling Sharpening | Online via Zoom |
| June 12, 2022 | AGM | Online via Zoom |

(Third Sunday of the month, 1:00 pm.)

Kai Muenzer

<https://kaimuenzer.com>



PUBLIC SERVICE ANNOUNCEMENT – DEATH TO TICKS!

Ixodida Death Cylinders

– IE, Tick Prevention Tubes by *eciton*

Ticks. They're everywhere. They're tiny and relentless. Kids. They go everywhere. They're tiny and relentless. They encounter each other often at our house but I only want one of them around.

Unfortunately, if you live in the Eastern US and think you don't have ticks you are probably incorrect.

The ticks nowadays in Virginia aren't like the ones we got as kids, not only are they more numerous, these things are insidiously tiny.

Two years ago we were pulling a tick or two off both my boys almost daily. The yard was mowed, they didn't play in tall grasslands, and they didn't go out into the woods by themselves so my wife and I were at a loss.

I was an inch away from going full nuclear and burning the entire yard then poisoning everything when my wife sent me a link to a company that used a novel approach. Soaking cotton balls with Permethrin (a pesticide) and setting them out for mice to find.

How does this help?

Well, the little bloodsucking tagalongs LOVE mice. If we provided a medium for the mice to collect bedding that killed the ticks... it was a no brainer, let the mice do the job for us. Problem is we live in the country and the tick tubes were expensive as heck and need to be put out several times a year.

So we made our own. And you can too, using something we all have around the house


Cardboard tubes.

Here's the deal, you will have to use a pesticide for this to work. I don't much care for chemicals but this method targets one specific area (the mice) and doesn't do damage to surrounding ecology. It's a far sight better than fogging your yard with poison. Plus, the tubes biodegrade into mush after one season so there's no cleanup.

DISCLAIMER: There are poisons and there are poisons, some way worse for you than others. Permethrin is approved for treating your clothing and is used in lice and scabies medicines for direct skin contact. I suggest you wear gloves and a respirator when spraying it on the cotton balls but that is up to you. I'm a bit paranoid about chemicals so I typically use an overabundance of caution.

Editors note: - This is the beginning of a full set of instructions that the author *eciton* has on the *instructables* web site. The full article is at

<https://www.instructables.com/Ixodida-Death-Cylinders-IE-Tick-Prevention-Tubes/>



Nova Woodturners' Guild – 2021/22 Executive

Our e-mail now reflects a more consistent method of communicating with the various offices in the Nova Woodturners' Guild. The recipients will change as the need arises but a note sent to the president will go to who ever is president at that time. All the following <address> should be followed by @novawoodturnersguild.com to send mail to that person

<address>@novawoodturnersguild.com

| | | | |
|--------------------------|--|-----------|----------------|
| Position | <address> | | |
| Executive | executive (sends the message to all executive positions on the list) | | |
| President | president | (or) pres | Gary Landry |
| Vice President | vice-president | (or) vp | Bill Maes |
| Secretary | secretary | | Calum Ewing |
| Treasurer | treasurer | | Dave McLachlan |
| Director at Large | director-at-large | | Brian Sharp |

Committees

| | | | | |
|-----------------------------------|--------------|-----------------------------|---------------------------|----------|
| Library | library | Jim Diamond Richard Ford | C | |
| Web Site | webmaster | Richard Ford | C | |
| Membership & Promotion | membership | Vacant | C | |
| Newsletter | newsletter | (or) news | Norm Jolivet | C |
| Competition | competition | | Vacant | C |
| Guild Photographer | photographer | (or) photos | Chris Palmer | |
| Fund Raising | Raffles | | Norm Jolivet Yogi Gutz | C |
| Nominating | nominations | | Bill Maes | C |
| Members Group | members | | 30+ members | |

To add or remove yourself from the group email: webmaster@novawoodturnersguild.com
 Note: to email all NWG members you must go via the club secretary.

