



Official Journal of the Nova Woodturners' Guild

Volume 20, issue 3
March, 2016

The Turning Point

In this issue:

Presidents Message	2
Meeting Notes	4
Raffle	9
Library	10
Letters to the Editor	10
Cryptoquote	10
Events	11
Calendar	11
Executive	12



Member since 2012

*The next meeting of the Nova Woodturners' Guild is at
Lee Valley Tools
100 Susie Lake Crescent, Halifax, N.S.
March 21, 2016. 6:15 p.m.*

The next meeting will feature
**Accenting With Surface Techniques Part
2 Pyrography & Branding – Ted Monk
Fun Turn results**

The President's Workshop March 2016

Dianne Looker

We had an interesting presentation by Harold McLellan on using the skew. He certainly made it seem easy. Hopefully more of us will now be able to get past our fear of this very useful tool

I'm not sure if March came in like a lion or a lamb, but it's here. And with it, the promise of spring and flowers and warm weather. And the **April 11 deadline** for getting pieces made for our annual competition! So, get out to your shops and turn, turn, turn...

We had our second meeting at our new location, in **Lee Valley**, and we are all clearly settling in and enjoying the new space. We had an interesting presentation by **Harold McLellan** on using the skew. He certainly made it seem easy. Hopefully more of us will now be able to get past our fear of this very useful tool. And he managed to make a spurtle while he was at it. It's rare that I can get from start to finish making anything that quickly...

And thanks to all who brought in the shape challenge. Although one didn't need to use a burl, most did. And they looked mighty fine, I thought...

At our March meeting, **Ted Monk** will be back to talk more "**Surface treatments**" – branding and pyrography this time. He inspired a lot of ideas with his last presentation, on texturing, and I'm sure he'll inspire more this time.

And in March – it's time to bring in your fun turn projects. It's always great to see what everyone makes from the same sized piece of wood.

We will also have the ever popular boomerang box, so be sure to get your free ticket for that when you arrive at the meeting.

We now have someone to do the newsletter in April and May when **Norm** is flitting about the world – our sincere thanks to **Trevor Edis** for agreeing to take this on.

In my "survey to members" I also asked about interest in attending a session by **Cynthia Gibson** on the evening of May 20. There has been sufficient interest that the executive feels we should invite her to come. This is an opportunity not to be missed, so do write it in your calendars.

I also asked about the start time of meetings. Almost everyone who answered can make it a bit earlier. So, we will try it out for a few meetings. If it doesn't work, we'll switch back. It basically only affects when we formally call the meeting to order, but we also want people to feel they have that informal time to use our extensive library, and to socialize.

The President's Workshop March 2016

Dianne Looker

At our February meeting, **Brian Sharp** talked about our new project, making boxes for the **Bravery Beads program** at the IWK hospital, for children who have to undergo a number of medical procedures. Making those boxes will be our summer shape challenge. The **Atlantic Woodworkers Association** (AWA) will also be making boxes and some quilting groups will be making bags. The IWK needs about 100 containers a year for these beads, so working with other groups makes sense. And this is a great way to give back to our community.

And speaking of giving back to the community, remember to add some dollars for **Feed Nova Scotia** when you fill in your forms for the annual competition.

And now, I've got to get back to my shop to work on one of my competition pieces.

Dianne Looker,
President.

Bravery Beads - Beads are given to children who undergo various medical procedures

Meeting Notes February 22, 2016

Dianne Looker

Dianne opens the meeting and welcomes new members to the Guild. **Gary Landry** has made some new adjustments such as a sign on the door at our new meeting location at Lee Valley.

Dianne told Guild members that the Guild is looking at a new start time and a questionnaire will be emailed out to members for their feedback. Also the confusion in relation to the workshop in PEI was sorted out. She also pointed out to members that a "no touch" sign may be placed at the show and tell section in future for delicate pieces.

In relation to an update on **Ted's workshop**, **Dave Mc Lachlan** gave a quick talk on new tools that he is making for texturing. The cash that was generated from Ted's workshop will be used to purchase new tools.

Steven Kennard spoke very highly about **Cynthia Gibson's** work and her designs. **Cynthia Gibson** will be doing hands on sessions at **Lee Valley** on May 20, 21, 2016. If we can confirm at least sixteen members she will do a demo for our Guild the evening of May 20. The cost associated with this is \$30. An email will be sent out to members to see what kind of interest is there for a demo to see **Cynthia's** work.


In relation to the **Bravery Beads program**, **Brian Sharp** took to the floor and gave an update of what has been happening behind the scenes. The program **Beads of Courage** is very popular in the USA. The program that the IWK is involved in has about one hundred children in the program per year and the kids use a multi-coloured string and beads that spell out their name, the kids receive beads for different procedures etc. The **Bluenose quilters** and the **Atlantic Wood workers** are also on board with this program. The NS wood turners guild has

suggested that we make boxes for these beads. The containers should be 5 / 6

inches in diameter and 4 inches deep; it should have a lid, not too tight, with a knob on top for easy opening. The Guild has agreed that we can make thirty boxes per year and to remind members also to use a food safe finish.



Brian talks about Bravery Bead boxes.



Dave McLachlan talked also on the importance of more women in the Guild as turners and mentioned that the **AAW** has started up a program on this. **Dave McLachlan** is going to design a poster to promote this agenda.

Meeting Notes continued

Dianne Looker

Calum Ewing took to the floor and spoke about the upcoming competition. There will be three classes of turning, **1. Face plate, 2. Spindle, 3. Mandril** and if you are unsure what level you belong to you can contact **Harold McLellan or Callum**. The deadline for entries is April 11 and your project must fit into a 12 x 12 container for size reference. Forms for this competition have a section that encourages donations to the good cause of Feed NS.

Our practical lesson this evening was presented by **Harold McLellan** and the topic is how best to use the Skew chisel. There are three basics types of skews: the flat, oval and round skew. **Harold** also spoke in relation to how best to sharpen. His finished project was a Scottish Spurtle. Harold is also showing some of his work at 1274 Hollis St.



Meeting Notes continued

Dianne Looker

Shape Challenge



Stuart Taylor's Cherry burl was hanging around in his workshop for some while so the shape challenge gave him an idea in relation to the way the piece turned out, this piece was finished using Tung oil.



Harold Mclellan also worked on a Cherry burl and again was finished with Tung oil.



Jim Diamond also worked on a Spruce burl, saying that it cuts and turns easy.

Meeting Notes continued

Dianne Looker



Lowell Jenkin's piece was made using a Spruce burl. It started as a practice piece but overall he was happy with the finished results.




Dianne Looker's piece was made using a Cherry burl I believe, the finish was bees wax and carnuba and Dianne has the ratio mix for this.

The next shape challenge will be the Bravery Bead boxes due in **September**.

Show and Tell.

Don Moore talked about the wood from hell which he thought was a piece of Butternut. He used future floor polish or pledge with a sponge to stabilize the wood; this will take up to six hours to dry, depending on the species / spalting. **Don Moore** is also mentioned he is giving wood turning lessons to anyone that is interested.



Meeting Notes continued

Dianne Looker



Harold McLellan showed some work he did with texturing and also on using a dye in the wood. If you need to know what he used or where to purchase the dye just email or ask Harold.



David Macmillan showed a Beech piece in which the lower part was painted in a blue.

Dianne Looker had three small textured bowls; one had a band with white gesso paint.



Meeting Notes continued

Dianne Looker



Dave McLachlan showed some of the new texturing tools he is making.



Our new member this evening **Manning Smith** showed a vase he glued up and turned.

Raffle.

Yogi Gutz, George LaFontaine and **Lowell Jenkins** were all winners.

The winner from **Don's** raffle was **Harold McLellan** who won an air pack helmet.

The meeting ended at 8:50.



Library Report

Richard Ford

January 2016 Library Issues:

ISSUE DATE	NAME	ID #	DESCRIPTION	AUTHOR
17. Mar. 2014	Dave McLachlin	049BT	The Craftsman Woodturner	Peter Child New Revised Edition
17. Jan. 2016	David Barry	098BV	The Creative Woodturner	Terry Martin
22. Feb. 2016	David Barry	101BY	Turning Bowls and Platters	A selection from the AAW Journals
22. Feb. 2016	Leo Westhaver	102BZ	Turning Holiday Ornaments	A selection from the AAW Journals

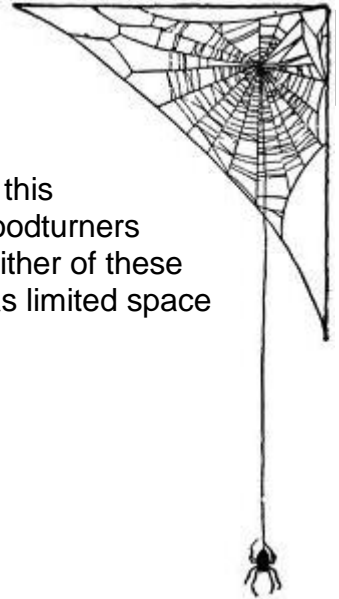
Letters to the Editor

Just a reminder that the **Utah Woodturners Symposium** is being held this Spring in Provo, Utah. from May12-14. The 2016 American Association of Woodturners will be held June 10-12 in Atlanta. A number of our members have attended either of these symposiums in the past if you need any information. The Utah Symposium has limited space so apply early.

If you have any questions on pen turning then please send them my way.

Darrell Eisner

bdeisner@eastlink.ca



Links to a 3 part demo showing Harvey Meyer demonstrating how to make Bravery Beads Box. The method is fine but I think the suggested minimum internal size of 6" Dia X 5" Ht would be better. It is interesting to see his use of negative rake scrapers.

Thanks

Richard...

<https://www.youtube.com/watch?v=6G7j6KikTV4>

<https://www.youtube.com/watch?v=UwPofNfkW50>

<https://www.youtube.com/watch?v=dZJEIKZIMw>



One letter stands for another clues are in size of words and letter patterns.

GPBEPLAPD RFLGAJTRADFL SJPPG ANP ATJLPJ SJFE

ANP GDQP JPGAJDRADFLG DEIFGPC VH K GDLBXP

VXFRM FZ YFFC.

Last month's answer:

A FOUR-PRONG SPUR IS SAFER THAN A TWO-PRONG SPUR DRIVE. DAVID ELLSWORTH

Upcoming Events

Events Committees

Submission Deadline

Event Dates

Event Details

Apr 11, 2016
Apr 11, 2016
Apr 11, 2016

April 11-23, 2016

Annual Competition at Lee Valley.
5:00 pm drop off deadline at Lee Valley.
8:00 pm drop off at regular meeting.

Calendar of Events

Date	Subject	Location
September 21, 2015	Diablo Box shape challenge (really, really!) Bring in a 'useful' item you have turned.	Kent Building Supplies Mic Mac Mall
October 19, 2015	Christmas Ornaments - Don Moore demo	Kent Building Supplies, Mic Mac Mall
November 16, 2015	Segmented Turning - Gord Marshall (Shape challenge presented)	Kent Building Supplies, Mic Mac Mall
December 14, 2015	Christmas Social	Halifax Specialty Hardwoods, 112 Bluewater Rd. Bedford
January 18, 2016	Accenting With Surface Techniques Part 1 Texturing – Ted Monk	Lee Valley Tools, 100 Susie Lake Crescent
February 22, 2016	Using the skew - Harold McLellan (Shape challenge result)	Lee Valley Tools, 100 Susie Lake Crescent
March 21, 2016	Accenting With Surface Techniques Part 2 Pyrography & Branding – Ted Monk Fun Turn results	Lee Valley Tools, 100 Susie Lake Crescent
April 11, 2016	Accenting With Surface Techniques Part 3 Paint, Dyes and Stains – Ted Monk	Lee Valley Tools, 100 Susie Lake Crescent
April 23, 2016	Awards Day Lee Valley	Lee Valley Tools, 100 Susie Lake Crescent
May 16, 2016	The "10 minute pen", and various techniques – Richard Ford	Lee Valley Tools, 100 Susie Lake Crescent
June 20, 2016	AGM	Lee Valley Tools, 100 Susie Lake Crescent

Nova Woodturners' Guild – 2015/16 Executive

Our e-mail now reflects a more consistent method of communicating with the various offices in the Nova Woodturners' Guild. The recipients will change as the need arises but a note sent to the president will go to who ever is president at that time. All the following addresses should be followed by @novawoodturnersguild.com to send mail to that person

Position	<address>@novawoodturnersguild.com	Name	Chairperson?
Executive	executive	(sends the message to all positions on the list)	
President	president	Dianne Looker	
Vice President	vice-president	David McLachlan	
Secretary	secretary	David Barry	
Treasurer	treasurer	Brenna Swinamer	
Members at Large	members-at-large	Gary Landry	
Committees			
Library	library	Jim Diamond Richard Ford	C
Web Site	webmaster	Ian Scott	C
Website Forum		Norm Jolivet	
Membership & Promotion	membership-chair	Gary Landry Norm Jolivet	C
Newsletter	newsletter	Norm Jolivet	C
Events	events	Brian Sharp Dave McLachlan	C
Competition		Calum Ewing Edmund Benoit Harold McLellan	C
Guild Photographer		Chris Palmer	
Fund Raising			C
		Norm Jolivet (Raffles) Yogi Gutz	
Nominating			C