



# The Turning Point

In this issue:

Presidents Message	2
Meeting Notes	3
Calendar	8
Buy & Sell	8
Library	9
Raffle	9
Competition paperwork	10
Guild executive	13

HAPPY  
NEW  
YEAR  
2014



MEMBER SINCE 2012

*The next meeting of the Nova Woodturners' Guild is at  
Kent Building Supplies  
Mic Mac Mall, Dartmouth, N.S.  
January 13, 2014 6:30 pm.*

The next meeting will feature  
**A demo by Steven Kennard**

**Don't forget your entry forms  
to the annual competition!**

## The President's Workshop

Dianne Looker

### 2014 January Presidents Report

I hope you all had as wonderful a holiday season as I did. I got to spend lots of time with friends and family – and even managed to make some gifts for most of them, including the turned coasters and hot plates that some of you saw at the December social. The wonderful thing about turning things for friends and family is they are so appreciative – and they are a lot less critical of the imperfections than I am when I view my work.

It was good to see so many of you at the December social at **Halifax Specialty Hardwoods**, despite the horrid weather. Be sure to express your appreciation to them when next you are in buying wood. One thought I had after that get together, which I plan to discuss with the executive, is that the “social” has kind of turned into more of a meeting than a social where people mingle. I suspect I am to blame for that, so I will try and help fix it at the next social.

At the October meeting I indicated we were pursuing an option to move our meetings to a school – we had a lead on that. However, that lead has stalled – the central Board which needs to give permission says they do not allow outsiders to rent specialty rooms, such as the woodshop. It seems we need to keep looking for an appropriate place. Having a meeting place where we can (a) house a larger lathe and (b) hold demonstrations with guest turners is a priority at this stage.

And as most of you know, the current lathe we have to use at our meetings needs some TLC. I have not yet had a response to my plea for someone in the guild to help tune it up. Many of you are proficient with tools and such – if you can help in this way, it would be much appreciated. People often say they want demos with “chips flying” - if we are to make chips fly we need a safe machine to make the chips. So, please help if you can.

I assume that, like me, now that the initial flurry of the holidays has passed, you are turning your attention to all those wonderful items you want to turn for the upcoming competition. As I write this, there are just over two weeks to the initial deadline of Jan 13 and only three weeks to the end point of Jan 18. Yikes! Better get out to the shop! And think “wood art” as you experiment.

I have invited the clubs in PEI and Newfoundland as well as the group that meets in Cape Breton to submit items for the competition. If you know of any turners who are not currently members of our Guild, do encourage them to participate.

Most of you also know that, in addition to the competition, there are a whole range of events at Lee Valley in January and early February. During this set of “turning weeks”, we are asked to ensure someone is present during most if not all the hours the store is open, to provide information on the Guild, and on the competition – and, if you feel comfortable doing this – to doing some turning. This time at Lee Valley is our big opportunity to increase exposure of the Guild and to encourage new members to join. So, please be generous with your time, and sign up for a stint.

I look forward to the new year with the Guild and I wish you all health and happiness in the coming year and many more to come.

**Dianne Looker**, President

## Meeting Notes Dec 11, 2013

Dave Duggan

President **Dianne Looker** got things started at 7:00 and thanked everyone for showing up on such a wintery night. First on the agenda was the staff of **Halifax Specialty Hardwoods**, who hosted the evening. A number of specials were announced, particularly some rosewood and some walnut. Dianne started off explaining how the gift certificate raffle worked as **Don Moore** passed out playing cards for all, as your number was drawn you were out of the competition.

**Gordon Marshall** was first up talking about as luck would have it , WOOD. What a variety to choose from, everything from Maple to Bubinga, Jarrah, Jatoba, Sapelle, Purpleheart and many many more. Gordon had the hardness's for all which gives a great idea of how hard it may be to turn or how often you need to sharpen. We are told there is a great web site for this provided by **Yogi Gutz**, [www.wood-database.com](http://www.wood-database.com) . It gives lot's of info for all types of wood I understand even the toxicity of wood. ( a good color rendition site is [www.http://hobbithouseinc.com/personal/woodpics/](http://www.http://hobbithouseinc.com/personal/woodpics/) as well as <http://www.halifaxspecialtyhardwoods.com/Hardwoods.asp>- Editor)

**Bubinga****Janka Hardness:** 2,410 lb<sub>f</sub>**Color/Appearance:** Heartwood ranges from a pinkish red to a darker reddish brown with darker purple or black streaks. Sapwood is a pale straw color and is clearly demarcated from the heartwood..Bubinga is very frequently seen with a variety of figure, including: pommele, flamed, waterfall, quilted, mottled, etc.**Grain/Texture:** Grain is straight to interlocked. Has a uniform fine to medium texture and moderate natural luster.**Jarra****Janka Hardness:** 1,920 lbf (8,520 N)**Color/Appearance:** Heartwood color ranges from a light red or brown to a darker brick red; tends to darken with exposure to light. Thin sapwood is a pale yellow to pink.**Grain/Texture:** Grain tends to be interlocked or wavy with a medium to coarse texture. Some boards can contain gum pockets or streaks as a naturally-occurring defect. Jarrah can also exhibit a curly figure.

## Meeting Notes

Dave Duggan

**Jatoba**

**Janka Hardness:** 2,690 lbf (11,950 N)

**Color/Appearance:** Heartwood varies from a light orangish brown to a darker reddish brown, sometimes with contrasting darker grayish brown streaks. Color tends to darken upon exposure to light. Sapwood is a light grayish yellow, clearly demarcated from the heartwood.

**Grain/Texture:** Grain is typically interlocked, with a medium to coarse texture. Good natural luster.

**Hard Maple**

**Janka Hardness:** 1,450 lbf (6,450 N)

**Color/Appearance:** Unlike most other hardwoods, the sapwood of Hard Maple lumber is most commonly used rather than its heartwood. Sapwood color ranges from nearly white, to an off-white cream color, sometimes with a reddish or golden hue. The heartwood tends to be a darker reddish brown. Hard Maple can also be seen with curly or quilted grain patterns.

**Grain/Texture:** Grain is generally straight, but may be wavy. Has a fine, even texture.

**Purpleheart**

**Janka Hardness:** 2,390 lbf (10,630 N)

**Color/Appearance:** When freshly cut the heartwood is a dull grayish/purplish brown. Upon exposure the wood becomes a deeper eggplant purple. With further age and exposure to UV light, the wood becomes a dark brown with a hint of purple.

**Grain/Texture:** Has a medium texture with small pores. The grain is usually straight, but can also be wavy or irregular.

## Meeting Notes

Dave Duggan

**Sapele****Janka Hardness:** 1,410 lbf (6,280 N)**Color/Appearance:** Heartwood is a medium to dark reddish brown or purplish brown. Color tends to darken with age. Besides the common ribbon pattern seen on quartersawn boards, Sapele is also known for a wide variety of other figured grain patterns, such as: pommele, quilted, mottled, wavy, beeswing, and fiddleback.**Grain/Texture:** Grain is interlocked, and sometimes wavy. Fine uniform texture and good natural luster.

Be sure and check it out before the next time you turn. Gordon gave a good clue for you segmented turners, if you are using Purpleheart or any highly pigmented wood be sure and remove the dust as soon as possible so the rich color does not drag into the adjoining wood when sanding. Gordon's favourite of course is Canarywood, he says it has a good hardness a fine grain and looks fabulous with a coat of clear oil like linseed. If you do decide to turn any of these exotic woods be sure and use the proper face respirator as well as ventilation if you have it. If not why not. Ask one of our supporting vendors who I am sure would be glad to help out.

The ornament exchange was up next and what a great showing, possibly between 20 and 30 ornaments were traded among the participants, everything from bell's and bobbles to globes and icicles as well as everything in between. It was such a great showing, I bet it stays every year. Thanks to all the participants.



By Stewart Taylor  
To Gary Landry



By Ted Monk  
To Dave Duggan

# Meeting Notes


Dave Duggan



By Norm Jolivet  
To Dave Duggan

By Peter Nicholl  
To Dave Duggan

By Glen McCarron  
To Gary Landry



Next was the boomerang box, I'm not sure this was how it was supposed to work but your winner again is **Don Campbell**, he's gathering quite a collection. Don received a beautifully turned bowl from last month's winner **Stuart Taylor**. Stuart's bowl had some former residents in it, some sort of worm lived there before it was a bowl but that just added to the look, finished with tung oil. I am sure it will say beautiful for years to come. Congratulations Don don't forget about next month.

## Meeting Notes

Dave Duggan

Show and Tell, and first up was **Dan Graham** with an Ash bowl he had experimented with using ox blood leather dye. It started out only on the rim but soon made its way to the whole bowl. Dan also brought in a tooth pick holder but confessed he didn't make the actual tooth picks. (The little plastic ends don't turn too well). **Norm Jolivet** showed how you can get too thin, splitting a small hollowed vessel. **Dianne Looker** showed the usefulness of turning, bringing in some modified coasters as she used a beading tool for the edges but admits that she will never become a production turner. **Brian Sharp** was up next with a little project he saw in a wood turning magazine, Brian turned the Margaretville Lighthouse in miniature of course and pointed out that the original is actually square but hey chalk it up to poetic license. Good job to all.

Now for the draw winners, each receiving a \$25 gift certificate for **Halifax Specialty Hardwoods**, was **Norm Jolivet, Brian Sharp, Ray Bollman** and **Bill Luther**. Congrat's guys and thanks to all for playing. The prize bag winners were **Yogi Gutz, Dianne Looker, Ralph Kennedy's wife Mrs. Kennedy** and last but not least was **Richard Ford**.

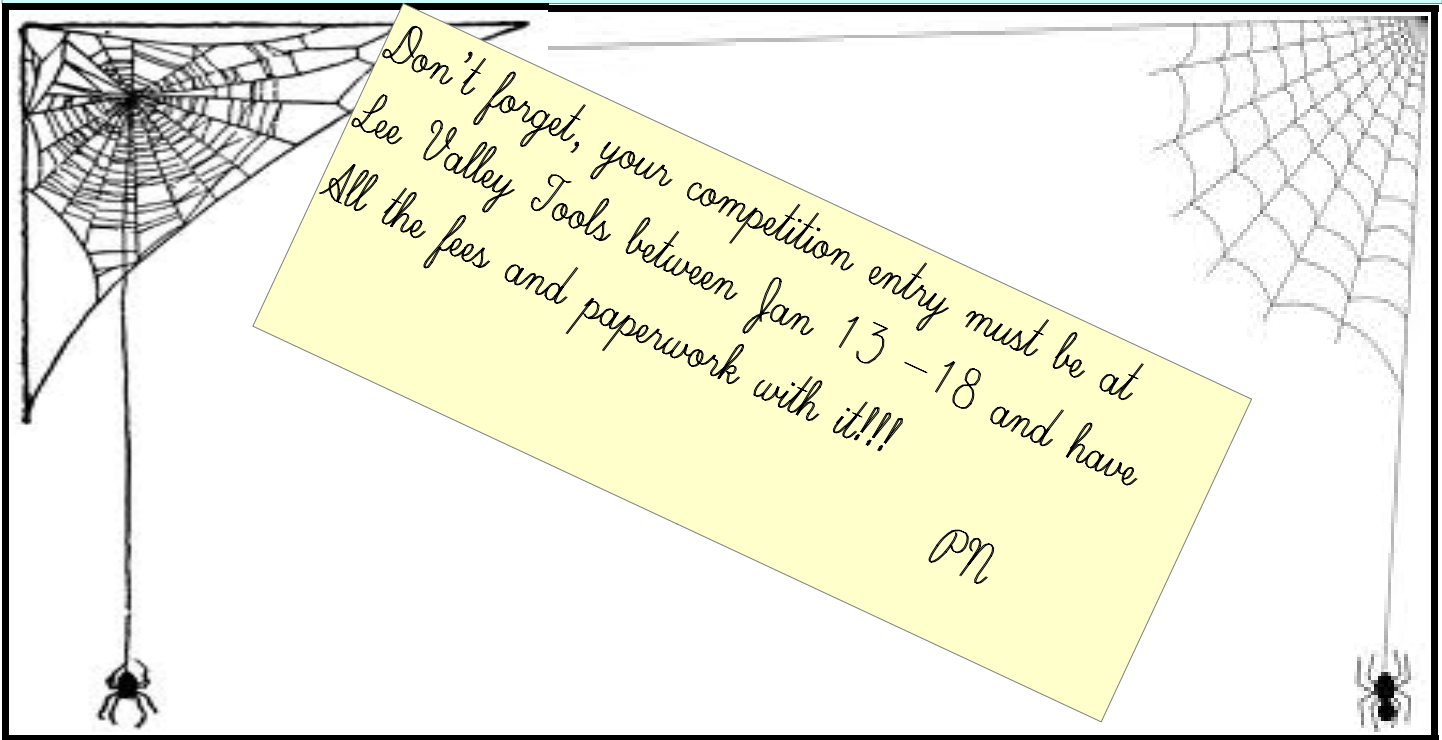
Thanks to all 31 people for showing up on a stormy night and for the great food, it can't happen without all the help.

Please keep a thought for our photographer Chris Palmer who is still recovering.

Dave Duggan  
Secretary NWG

## Letters to the Editor

Norm Jolivet



*Don't forget, your competition entry must be at  
Lee Valley Tools between Jan 13 - 18 and have  
All the fees and paperwork with it!!!*

*PN*

## Calendar of Events

Date	Subject	Location
September 16, 2013	Reverse Chucking Don Moore	Kent Building Supplies Mic Mac Mall
October 21, 2013	Christmas ornaments Gordon Marshall and Friends	Kent Building Supplies, Mic Mac Mall
November 18, 2013	Spinning tops - Richard Ford Shape challenge (tea pot)	Kent Building Supplies, Mic Mac Mall
December 9, 2013	Christmas Social and Pot Luck Ornament Exchange	Halifax Specialty Hardwoods, 112 Bluewater Rd Bedford
January 13, 2014	Steven Kennard Demo	Kent Building Supplies, Mic Mac Mall
February 8, 2014	Turning Week @ Lee Valley	Lee Valley Tools, 100 Susie Lake Crescent
February 17, 2014	Additional Meeting?	Kent Building Supplies, Mic Mac Mall
March 17, 2014	Offset Pendants Ian Scott	Kent Building Supplies, Mic Mac Mall
April 14, 2014	Finishes Buffing Bill Luther & Ian Scott 3 x 3 Shape Challenge	Kent Building Supplies, Mic Mac Mall
May 12, 2014	Sanding - Gordon Marshall Fun Turn	Kent Building Supplies, Mic Mac Mall
June 16, 2014	AGM	Kent Building Supplies, Mic Mac Mall

## Buy, Sell & Trade

Richard Ford....  
Dec 10, 2013  
To Norm Jolivet

Norm, here is where I bought the dental drill recently  
Still getting it set up but what a great price

NSK Style Pana MAX Dental Fast Speed 4 Hole Push Button Handpiece CE FDAPROVEDB0 – eBay

Richard...



## Library Report

Richard Ford

ISSUE DATE	NAME	ID #	DESCRIPTION	AUTHOR
15. Apr. 2013	Ian Scott	38VH	Turn It On Vol 2--	Jimmy Clewes.
15. Apr. 2013	Ian Scott	40VK	Turn It Up Vol 1--	Jimmy Clewes.
15. Apr. 2013	Ian Scott	42VM	Turn It Up Vol 3--	Jimmy Clewes.
13. May. 2013	Dianne Looker	41BJ	Useful Woodturning Projects -	Woodturning Magazine
18. Jun. 2013	David Barry	19VK	Turned Bowls Made Easy --	Bill Grumbine.
18. Nov. 2013	Yogi Gutz	23BP	Modified Slimline Pens –	Don Ward (Donated by Darrell Eisner)
18. Nov. 2013	Ralph Kennedy	70BR	Turning Projects -	Richard Raffan
18. Nov. 2013	Stephen Kennard	17VH	Turning Outside the Box -	Beth Ireland.
18. Nov. 2013	Stephen Kennard	68VT	Turning Boxes with	Chris Stott.
18. Nov. 2013	Stephen Kennard	79VG	The Capsule Box --	Turned Boxes by Ray Key
18. Nov. 2013	Stephen Kennard	80VH	The Finial Box --	Turned Boxes by Ray Key
18. Nov. 2013	Stephen Kennard	82VK-1	The Art of Hosaluk in Woodturning -	Michael Hosuluk 1 of 5 Disk Set)
18. Nov. 2013	Stephen Kennard	82VK-2	The Art of Hosaluk in Woodturning -	Michael Hosuluk 2 of 5 Disk Set)
18. Nov. 2013	Stephen Kennard	82VK-3	The Art of Hosaluk in Woodturning -	Michael Hosuluk 3 of 5 Disk Set)
18. Nov. 2013	Stephen Kennard	82VK-4	The Art of Hosaluk in Woodturning -	Michael Hosuluk 4 of 5 Disk Set)
18. Nov. 2013	Stephen Kennard	82VK-5	The Art of Hosaluk in Woodturning -	Michael Hosuluk 5 of 5 Disk Set)
18. Nov. 2013	Gary Landry	44VQ	Bowl Turning -	John Jordan
18. Nov. 2013	Gary Landry	45VR	Hollow Wood Turning -	John Jordan.
18. Nov. 2013	Harold McLellan	78BZ	Woodturning A Foundation Course -	Keith Rowley
18. Nov. 2013	Doug McGuire	64BJ	Turned Boxes 50 designs -	Chris Stott
18. Nov. 2013	Dave McLaughlin	77BY	Woodturning Forms and Materials -	John Hunnex
18. Nov. 2013	Dave McLaughlin	80BB	Woodturning Masterclass -	Tony Boase
18. Nov. 2013	Gil Pacheco	81BC	Keith Rowley's –	Woodturning Projects
18. Nov. 2013	Brian Sharp	47BR	The Complete guide To Sharpening -	Leonard Lee
18. Nov. 2013	Brian Sharp	60BE	Shapes For Woodturners -	David Weldon

## The Raffle Booth

Norm Jolivet

The nail bag specials seemed to get a laugh or two and I hope were good value. I want to see your finished NWG Project Kits completed for the next meeting (or at least by next December). With 31 people present for good food and a good chat, the raffle managed \$74.

Thanks to all who participated, and if you have something, anything, you would like to donate, bring it along. A heads-up e-mail would be appreciated.

Norm,

[jolivetn@yahoo.ca](mailto:jolivetn@yahoo.ca)

Hey, you could even phone me! 902-3545-2165



**Nova Woodturners Guild**  
**Turning Competition Rules and Regulations**  
**(Revised January 2014)**

**Competitive levels**

Novice  
Intermediate  
Open

**Categories of Turnings**

Spindle turning  
Face Plate turning  
Mandrel turning

**Rules:**

1. Each competitor may enter 2 pieces per category.
2. Each piece entered must be accompanied by an entry form and the entry fee.
3. The entry fee is \$5.00 per piece for members and \$15.00 per piece for non-members.
4. Competitors are responsible for covering their signature and/or any identifiable marks and putting their Guild number on their entries. Non-members will have a number placed on their entries by the Events Committee
5. Each piece entered must have been made by the signing turner within 12 months prior to the competition date.
6. The competitor is responsible for the packing, delivery and pickup to and from the competition location on the specified dates.
7. Each entry must be turned primarily of wood. Any material may be used for the mandrel category.
8. Individuals with pieces in the competition shall not be involved with judging of pieces or the counting or tallying of the results.
9. The decision of the judges will be final.
10. A trophy will be presented for 1<sup>st</sup> place in each level. The trophy remains the property of the NWG but the winner gets to take it home for the year. Each year a nameplate with the winners name will be attached to the trophy, creating a history of past winners. Second and third place winners will receive special mention and photos in the newsletter and on the website.

11. In the event of a tie for 1<sup>st</sup> place the names of both winners will be placed on the nameplate and the possession of the trophy will be shared.

12. All pieces entered in the competition are eligible in the “Peoples Choice Award” which is determined by official ballots to be filled out by visitors to the competition. The winner of the Peoples Choice Award will have their name on a nameplate to be mounted on the Warman Castle Memorial Trophy. The winner gets to take the trophy home for a year.


13. The competitor’s level relates to his/her skill capability. Each competitor will determine their level of entry if they have never entered a competition before. The Events Committee will substantiate this level. The same level of turning will apply to all categories of turning.

14. Any concerns/complaints during the competition will be forwarded to the Events Committee. Their decision will be final and binding.

15. Spindle turning will be defined as when there is a definite grain pattern that is parallel to the lathe axis when it is being worked. Mandrel turnings will be any turnings in which a mandrel was used in production of the item. All other pieces are to be considered as faceplate turnings. Pieces that combine both spindle and faceplate turnings will be categorized as per the larger percentage as determined by the Competition Committee.

16. The size of the entry must fit into a 12-inch by 12-inch by 12- inch cube, orientated, as it will be displayed.

16. These rules are subject to review/change at the AGM.



## Nova Woodturners' Guild

Halifax, Nova Scotia, Canada [www.novawoodturnersguild.com](http://www.novawoodturnersguild.com)

### Competition Entry Form Cover Sheet

Name: \_\_\_\_\_  
Address: \_\_\_\_\_  
Email: \_\_\_\_\_

**Note: Three documentation sheets are required for each turning submitted.**

Level: (circle one)      Novice      Intermediate      Open

NWG #	Entry #	Category (spindle, mandrel or face)	Title or Descriptive Word of Turning	Judges' Score

**Note:** If you know it, please be sure to insert your **NWG#**. and select your **level**. If you cannot recall your NWG#, the competition committee will issue you and any non-members a number when the application is received.

**Entry Fee:** Attached is my entry fee (cheque or money order payable to the Nova Woodturners' Guild) in the amount of \$5.00 **per entry** for members and \$15.00 **per entry** for non-members.

I would also like to make an optional donation to Feed Nova Scotia in the amount of \$\_\_\_\_\_. This will be added to my total entry fees.

**Certification:** I hereby certify that I have read and will abide by the rules and regulations of the Nova Woodturners Guild Competition.

Signed: \_\_\_\_\_ Date: \_\_\_\_\_



# Nova Woodturners' Guild – 2013/14 Executive

**President:** Dianne Looker [dianne.looker@msvu.ca](mailto:dianne.looker@msvu.ca)  
**Vice-President:** Gordon Marshall [gordonkim@eastlink.ca](mailto:gordonkim@eastlink.ca)  
**Treasurer:** Peter Nicholl [panicholl@dal.ca](mailto:panicholl@dal.ca)  
**Secretary:** Dave Duggan [d.jd@ns.sympatico.ca](mailto:d.jd@ns.sympatico.ca)

**Past President:** Don Moore



**Members At Large:**  
 Bill Luther  
 Gary Landry  
 Ian Scott



## Committees:

**Library:**  
 Jim Diamond C  
 Richard Ford

**Guild Photographer:**  
 Chris Palmer

**Website:**  
 Ian Scott C  
 Norm Jolivet

**Fund Raising:**  
 Norm Jolivet (Raffle Master)

**Membership & Promotion:**  
 Gary Landry C  
 Norm Jolivet

**Nominating:**  
 Don Moore C

**“We would love to see your name here! Contact any member of the Executive with your interest.”**

**Newsletter:**  
 Norm Jolivet C

**Events:**  
 Peter Nicholl C  
 Edmund Benoit  
 Calum Ewing  
 Dave Barry  
 Dave McLachlan

C - Chairperson

