



# The Turning Point

## INSIDE THIS ISSUE:

Vice-President's Report	1
Executive & Committees	2
September Meeting	5
Remembering Bob	11
Monthly Meeting Calendar	12
October Meeting	13
Your Guild Executive	15

## The Vice President's Report

*Dianne Looker*

As indicated in the September newsletter your executive is working hard on your account. One thing that we are continuing to work on is the arrangement to bring Michael Hosaluk here. In addition to the sessions at Lee Valley, we are hoping to have a day when he does a demonstration specifically for the Guild. Robert Atkinson, our very able Chair of the Events Committee, will provide us with updates on that negotiation.

I have managed to convince Jim Diamond to assist me on the By-laws committee. The plan is that we will meet and suggest some changes and streamlining of our current by-laws. Tied in with this I have been exploring the benefits of our becoming a formal chapter of the American Association of Woodturners. Once all the information is gathered, we will be making a report to the membership.

We are also looking into the feasibility of purchasing video equipment for use in meetings, especially demonstrations. Having such equipment will allow members better views of demonstration events. Any such purchase would, of course, have to be financially feasible.

We are working to clarify rules that apply to newcomers – how dues will be charged to those who join later in the year. We are committed to being open and welcoming while being fair to our long term members. Another money related issue is that we decided that some of the proceeds of the monthly raffle will be made available to the raffle organizer for purchases. So look for even more variety in the goods being raffled.

Given the success of the summer barbecue and our recognition that social events are important to the Guild, we are planning various future events. We will keep you posted.

In light of the various ongoing issues we are pursuing we have agreed to meet as an Executive more frequently than in the past. (These meetings do not cost the membership, in case anyone is worried.)

Finally I want to pass on my best wishes, and I know the best wishes of the whole Guild, to Don and Maureen. Maureen is still facing a lot of health challenges and Don is, quite rightly, focusing his attention on supporting her. Please include them in your thoughts.

**The Next NWG Meeting is October 17th**

**October 17th at Kent Dartmouth at 6:30pm**

**Go to page 13 for more info on the meeting topic!**

## The Secretary's Quill

Ted Monk

Well, Fall is definitely upon us, and thus far a beautiful Fall it is. I can't get over the fact that other than a few Maples and Birch the leaves in our area are still green. Not surprisingly though, over this Thanksgiving weekend temps are in the mid 20's. Sort of makes up for the late start to Summer... sort of...

I'd like to thank everyone that submitted their completed and clearly written membership applications last month. It makes it so much easier when entering this info into the database. Thanks.

I see that the Guild requires a Chairperson for the Membership Committee. This would be a great opportunity for someone wishing to participate more with the Guild and to give something back. For more information on the duties and responsibilities of this position please contact either Guild President Don Moore or Vice-President Dianne Looker.

And finally, I see that Walnut Wednesday will soon be upon us. For those that don't remember, Walnut Wednesday was decreed as a day of reverence for the mighty Walnut tree. It is held on the first Wednesday in November in remembrance of the original day last year when several Guild members spent the day preparing a 100 year old downed Walnut for future bowls and vessels. See the December 2010 issue of the Turning Point for an article about that great day. Plan on celebrating this year's Walnut Wednesday by turning a piece of Walnut, chatting to others about Walnut trees, walking through a stand of Walnuts or even making a Walnut dessert, Celebrate the day! Happy Walnut Wednesday! ☺

*"Please fill out your member's app completely with your full name, address and email address."*

## The Editor's Desk

Ted Monk

Unfortunately, while it is complete in its necessities, this month's issue of the Turning Point lacks in what it could be. There are no how-to's, reviews, articles and such that we have come to expect.

Guild members, we need your input and submissions in order to make this newsletter a worthwhile venture. Without it we lose the opportunity to take the Guild beyond the two hour meeting each month and into the long term, educational, sharing community that it can be.

Please take an hour or so this month and write a short review of a new woodturning tool you got, a woodturning book that you've read or a woodturning video that you watched. Please share your woodturning tips, your woodturning successes, your woodturning failures, a new technique you learned or discovered.

When you complete a new woodturning project please send us a photo of it and a bit of background on it; it's size, the type of wood, it's finish, problems you overcame, etc.

Obviously, the above are just a few ideas of what is needed. If it's woodturning related it will be of interest!

This is your newsletter. Please help support it.

Submissions are required by the 1<sup>st</sup> of each month for that month's issue.

## Financial Report

Dan Graham

Monthly Financial Statement : September 30 2011

As we begin the new year for the NWG - the following is a brief statement of the NWG finances:

Income for September: Membership dues \$1000.00  
 Raffle monies: \$ 65.00  
 Account totals :  
 Equity shares \$10.00  
 CHQ \$2660.81  
 Savings \$2093.51.  
 Total NWG \$4764.32

It is pleasing that 25 members out of the Guild 52 members have submitted their dues and their membership forms at the initial Guild meeting .

I welcome Lowell Jenkins to the Guild as a new member.

As we approach the October meeting I remind those who haven't yet to bring their dues and forms in that it's \$40.00 folks and the forms are available on line (<http://novawoodturnersguild.com/documents.php>).

*“Membership dues are now due! If you haven't paid yet please bring a completed member's app and \$40. to the next meeting.”*

## Events Committee Report

Robert Atkinson

As I sit at my computer to write this update on the first of October, I'm somewhat in a state of shock. Where has the summer gone and why are my many projects not done, some not even started. As a side note yesterday was the last day of trout fishing and a friend and I landed 48 beautiful trout in their spawning colors. It was also a good day for the trout as September is catch and release only, so they all got to go back home to the water.

As I was thinking of how fast the summer went also makes me think how soon February will be here for our competition, especially when you throw Christmas into the mix. Where will the time come from to make two pens, two faceplate and two spindle pieces. I was talking with Kevin (Lee Valley) the other day and we will be able to do some turning while we are staffing the booth at this year's competition. This is a great opportunity for the Guild as nothing draws people like shavings being created and nothing fancy has to be created. This is an opportunity for all levels of turners and not just the more accomplished turners. However if you are not comfortable turning in front of others that is not a problem, but we would still ask you to help in staffing the booth. We will coordinate with Lee Valley to try and have someone turning at their busiest times. As some of you will remember from last year the time can drag at times, so turning will make it go faster. Kevin is going to have a plexiglass safety screen made to provide safety for the spectators and turners will be required to wear safety glasses/faceshield. Also he is going to put a tarp down as a means to keep the mess to a minimum.

I was also talking with Scott while I was at Lee Valley and they are bringing in Michael Hosaluk from Saskatoon, Saskatchewan as a demonstrator for this year's week of turning demos and workshops. Their demos and workshops are another opportunity to expand your turning skills and ideas.

All this thinking of turning has me pumped up and I'm off to do some turning...

## Library Report – Books & Videos

*Richard Ford*

**Here is the list of books and videos due to be returned at the September meeting:**

DATE	NAME	ID #	DESCRIPTION	AUTHOR
19. Apr. 2010	- Alan Hunt,	60VJ-11	Turning Wood with	Richard Raffan
13. Dec. 2010	- Calum Ewing	39BG	Intermediate woodturning Projects	- The Best from Woodturning Magazine
19. Sep. 2011	- Dan Graham	78VF-11	The Basic Box	-- Turned Boxes by Ray Key
19. Sep. 2011	- Dave Richards	81VJ-01	RJF Turning A Bowl	
19. Sep. 2011	- Dianne Looker	37VG-11	Turn It On	Vol 1-- Jimmy Clewes.
19. Sep. 2011	- Dianne Looker	39VJ-12	Turn It On	Vol 3-- Jimmy Clewes
19. Sep. 2011	- Dianne Looker	41VL-11	Turn It Up	Vol 2-- Jimmy Clewes.
19. Sep. 2011	- George Price	82BD	Woodturning Projects: A Workshop Guide to Shapes	- Mark Baker
19. Sep. 2011	- Glenn McCarron	38VH-11	Turn It On	Vol 2-- Jimmy Clewes.
19. Sep. 2011	- Glenn McCarron	40VK-11	Turn It Up	Vol 1-- Jimmy Clewes.
19. Sep. 2011	- Glenn McCarron	42VM-11	Turn It Up	Vol 3-- Jimmy Clewes.
19. Sep. 2011	- Glenn McCarron	89BL	The Art of Turned Bowls	- Richard Raffan
19. Apr. 2010	- John Fitzpatrick	14VE-11	1999 AAW National Symposium Techniques	Vol II.
19. Apr. 2010	- John Fitzpatrick	17VH-11	Turning Outside the Box	- Beth Ireland.
20. Jun. 2011	- Peter Nicholl	44BM	Woodturning Techniques	- Woodturning magazine
20. Jun. 2011	- Peter Nicholl	70BR	Turning Projects	- Richard Raffan
20. Jun. 2011	- Peter Nicholl	79VG-11	The Capsule Box	-- Turned Boxes by Ray Key
20. Jun. 2011	- Ron Hazlett	54VC-11	Focus on Metal Spinning	- R. Sorby
19. Sep. 2011	- Russell Parrott	57VF-11	Turning Projects with	Richard Raffan
19. Sep. 2011	- Russell Parrott	65VP-11	Woodturning: A Foundation Course	- Keith Rowley

## Library Report – Magazines & Tools

*Jim Diamond*

Overdue tools and magazines:

I Scott: WT May 02, July 02, April 02, Oct 01 - Oct 2010  
 D Richards and/or R Ford: Sorby Spiralling System - May 2011  
 D McGuire: WT Feb 2010, April 2011 - May 2011

Once again, a reminder for the magazines I can't find: Woodturning June 2007 (# 175) Journal of the American Association of Woodturners December 1996 (Vol 11, #4) Woodturning Design Summer 2007 (#14). Please check to see if you have these anywhere at home. Thanks for your assistance.

## Book and Video Reviews

The newsletter is always looking for content and reviews of our woodturning books and videos would make a great addition in future issues! While reading or viewing them why not jot down a few notes about what you liked or didn't like about a particular book or video. Or, how about recommending a particular one that you have in your personal collection and telling us why.

## The September 2011 Meeting

Guild Vice-President Dianne Looker opened the meeting at 7:00pm and mentioned why Don Moore wasn't able to attend and asked people to pass on their support for Don and Maureen.

Dianne then introduced the next Shape Challenge, an Ogee, and went over good and not so good shapes. You are to bring your piece in for the December meeting in a bag or some means to prevent people from seeing it until the appropriate time. There is no size limit but it must conform to this shape. Please see the following pages for more info.

Gordon Marshall spoke about the segmented class he is going to hold. It will be a four-hour session at his house where he will go over the basics of segmenting. He can accommodate only 5 people because of his shop size. He will provide design tips and take a turning from the beginning to the end, but you will not make a piece yourself. This will be held on Saturday the 29th of October, with the time yet to be determined. The first five to contact Gordon are in and if there is enough interest Gordon may do another session this winter.

Robert Atkinson, Doug McGuire and Dianne Looker spoke about their experiences at this year AAW Symposium in Minneapolis-Saint Paul. There is something there for everyone with the different demonstrators, exhibits and trade show.

The Show & Tell followed with quite a few members participating:

Alan Hunt did more on boxes and he has taken a course on metal casting for making rims and feet for his future pieces.

Stuart Taylor spoke about a bowl under construction from a mystery wood which was found on the beach at Taylor's Head. This was given to him complete with barnacles, it had also been burnt and surprisingly it had no worms in it. He brought in a jar with shavings in it and smelled strongly of turpentine. When the piece is finished he will bring it in.

Glenn McCarron brought in a picture of a segmented bowl he made for his daughter to give as a wedding present and a one-piece segmented bowl he had made as a backup in case the segmented one didn't become a finished piece.

Richard Ford spoke about 2 shallow bowls he made and the tool he came up with to undercut the inside rims.

Gordon Marshal spoke about different segmented pieces he had made this summer.

Robert Atkinson spoke about a couple of cherry bowls that showed how wood moves when it dries. The rims had been darkened with ink to accent this and one had the foot turned offset to provide a different look.

Dale Rayner spoke on a couple of bowls he completed, one made of Oak and the other one made of Ash.

Doug McGuire spoke about one piece where he had tried some texturing he had seen Al Stirt do at Minneapolis and found it didn't go quite the way he thought it would. It seems that while cutting with and across the grain the tool doesn't behave quite the same. Doug also had a box with texturing on it.

Dianne Looker spoke about her cruise in Norway with such turners as Rolly Munro (her drinking buddy) and his unfinished demo pieces she bought by silent auction, Richard Raffan and Bonny Klein with bone pieces she had done on a rose engine that Dianne couldn't resist buying. She also showed a knife and case that she had made on the cruise. At 8:50 we had to bring her to a close and have a draw for some pieces of wood.

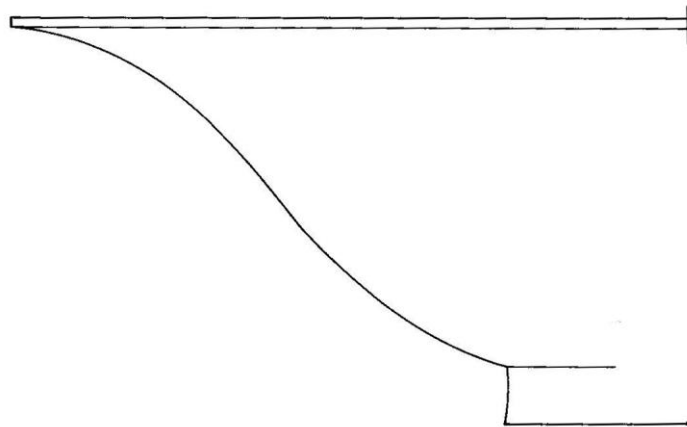
The winners of the raffle were: David Richards, who won a piece of Oak, David Duggan who won a piece of Maple and Gordon Murray who won a piece of Plum.

By the end of the night 25 people had renewed their memberships. There were 30 people present.

## The September 2011 Meeting

...continued

## The Shape Challenge Bowl Project #3: Ogee



The template for Project#3: Ogee, comes from Richard Raffan's book, Turned Bowl Design, page 117. Ogee is a shape consisting of a concave arc flowing into a convex arc, forming an S-shaped, or cyma curve. "Cyma" comes from a Greek word meaning "wave".

1. Turn a bowl using the above as a guideline. You do not need to follow the template exactly, but make the curve smooth and continuous and make it this general shape.
2. Your choice: wood, the treatment of the rim and the bottom of the foot, and the finish.
3. Bring your bowl to the December meeting in a bag.

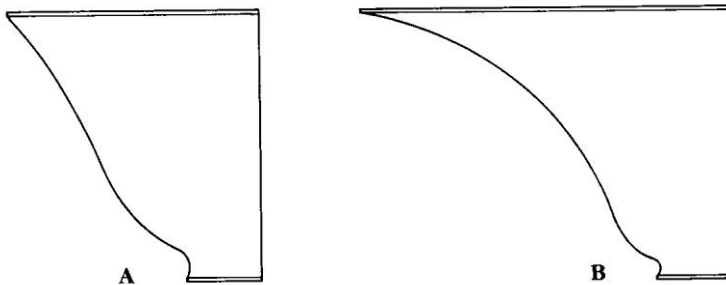
Raffan cautions that "things are more complicated as curves combine to flow into one another. The form is too heavy if the line moves away at too shallow an angle from the surface in which it sits. An ogee rarely sits well on its own – it needs to be lifted off the surface." (P. 62).

## The September 2011 Meeting

...continued

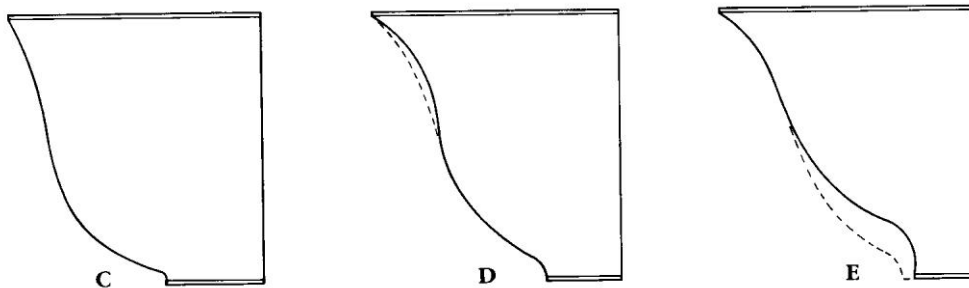
## Notes on the Ogee Form

from Richard Raffan, Turned-Bowl Design, page 62 - 63:



An ogee can combine drastically different curves – tight little curls with long almost flat arcs, or identical reversed curves. The options are limitless. *A* above is a good basic form: The tight arc of the foot flows into the full portion of the curve and reverses to create a shallow arc, which flows out and up in a wonderful open form. This arc can be extended, as in *B*, to create a much larger bowl before the curve drops below the horizontal line of the rim. And you can cut it off at almost any point and still have a good curve.

The same cannot be said about the profiles in the following group:



Profile *C* suffers from a weight problem – the curve sags and the base is too wide and the foot too shallow. The foot and lower curve of *D* are better, but it is too full on the rapid reverse to the rim. The upper curve needs to be shallower, as at *E*, to eliminate the quirkiness. The initial descent from the rim in *E* is fine, but the reverse is not quite full enough, which makes the curve into the foot too long. The top half of *E*, in combination with the bottom of *D*, would make a good bowl. The dotted lines show how each form can be improved.



The September 2011 Meeting

...continued



Robert Atkinson



Alan Hunt



Dale Rayner



Doug McGuire



Stuart Taylor



Richard Ford



The September 2011 Meeting

...continued



Glenn McCarron



Gordon Marshall



Show & Tell Items



Show & Tell Items



Show & Tell Items



Dianne Looker

The September 2011 Meeting

...continued



*Dianne Looker's 'Norway' Bowls*



*Closeup up of Dianne Looker's 'Norway' bowl*



*Rose Engine Work*

*Special thanks to  
Robert Atkinson  
for supplying the notes  
for this meeting report!*

## We Need Help!

The Guild is always in need of members to 'lend a hand'. The more help we can get the more successful we can become. There are various Executive positions that need to be filled and a variety of Committees that need support. We also need presenters, organizers, coordinators, meeters, greeters, writers, storytellers, sawyers, lawyers, techies, toolies and more. Share your passion and your skills. It's what the Nova Woodturners' Guild is all about. Please see a member of the Executive and let them know your interest.

**It takes a Guild to raise a woodturner!**

## Remembering Bob Hamilton

Jim Diamond



I regret to report that Bob Hamilton passed away August 26.

Bob was one of the few remaining original members of the NWG still active in the Guild. While Bob was slowing down a bit in the last few years, longer-term members will remember Bob as a very active member of the Guild. He served on the Executive for many years, he demonstrated at meetings, and he was always ready to help out with such things as organizing our booth at the local wood show (when there was still a local wood show) and doing demonstrations at other events.

At Bob's memorial service two members of the local Chiefs and P.O.'s organization gave a presentation. They talked about how some very longstanding naval traditions (dating back thousands of years) have fallen by the wayside, but how they would like to help renew these traditions. One tradition, used when a sailor died at sea, was for him to be sewn up in his hammock or a piece of sailcloth. The last stitch by the sail-maker would be through the person's nose (a very delicate place), to ensure that the person wasn't faking death to avoid work! Another tradition was to place a coin on the person's chest before the sail-maker finished, the coin being used to pay the ferry man on the River Styx. While the Chiefs were unable to exactly carry out either tradition, they did leave a coin (with a sailing ship) on the urn containing Bob's ashes. Bob's ashes were, not surprisingly, in an urn Bob turned himself.

There was also a display of Bob's turnings at the reception after the service. Having known Bob since the club was formed, it was easy to immediately recognize some of the turnings as Bob's work. It is interesting how turnings can be so recognizable as belonging to one turner.

I carpooled to NWG meetings with Bob for many years, and we had a lot of enjoyable discussions about wood turning and many other things. He called me over this summer, saying he had something he wanted to give me. He was (to my surprise) emptying out his shop, and gave me some wood he wasn't going to use. He also gave me some wood to be raffled off at NWG meetings, which I will be bringing in this fall. He then asked me if I knew anyone who might like to buy his lathe. Coincidentally, I have a friend who has been thinking about getting started in wood turning for quite a while, so I called her up. The following week I went over to Bob's house with her and her husband, and Bob showed them what he had for sale. Generous to the end, Bob gave away many tools and jigs along with the lathe for what can only be described as a superb price.

The photo above is from Feb 7, 2009 when Bob received a plaque, "In appreciation for your dedication to the advancement and promotion of woodturning through the Nova Woodturners' Guild".

While I was saddened to think Bob wouldn't be doing any more wood turning, and I knew that Bob's health wasn't 100%, we did make plans for me to give Bob a ride to the September Guild meeting. It was a bit of a shock when I heard about his death. I will certainly miss car-pooling with Bob and seeing him at the meetings.

*To live in the hearts we leave behind is not to die. - Thomas Campbell*

## NWG Meeting Calendar 2011-2012

Date	Subject	Location/Time
September 19, 2011	Multi-Axis Eccentric Turning - Don Moore Shape Challenge III Introduction - Dianne Looker Show & Tell	Kent Dartmouth 6:30-8:30
October 17, 2011	Bandsaw Epoxy Technique - Dianne Looker Show & Tell Fun Turn Wood Pickup	Kent Dartmouth 6:30-8:30
November 21, 2011	Stuart Taylor - Hollow Turning Show & Tell	Kent Dartmouth 6:30-8:30
December 12, 2011	Christmas Social Shape Challenge III Show & Tell Show & Tell	Kent Dartmouth 6:30-8:30
January 16, 2012	Woodturning Safety - Dan Graham Pen Turning 102 - Ian Scott Show & Tell	Kent Dartmouth 6:30-8:30
February ?, 2012	Annual Nova Woodturning Guild Competition	Lee Valley 1:00-3:00
March 19, 2012	The Annual NWG Fun Turn Competition Entries Show & Tell Show & Tell	Kent Dartmouth 6:30-8:30
April 16, 2012	Woodturning Techniques - Don Moore Shape Challenge IV Introduction - Dianne Looker Show & Tell	Kent Dartmouth 6:30-8:30
May 21, 2012	Texturing - Doug McGuire Show & Tell	Kent Dartmouth 6:30-8:30
June 18, 2012	Annual General Meeting Shape Challenge IV Show & Tell Show & Tell	Kent Dartmouth 6:30-8:30

More information on each meeting will be in the preceding month's newsletter.

### Important Dates

- October 15<sup>th</sup> – Nocturne (<http://www.nocturnehalifax.ca/>)
- October 28, 29, 30 – Moncton Woodshow (<http://www.monctonwoodshow.ca/>)
- November 2<sup>nd</sup> – Walnut Wednesday
- December 12<sup>th</sup> - Shape Challenge III project due
- March 19<sup>th</sup> – Annual Fun Turn Pieces are due



The October 2011 Meeting – October 17th

## Bandsaw Epoxy Technique with Dianne Looker

Dianne will be demonstrating how to do the "bandsaw inlay with epoxy" that Marilyn Campbell showed her. (See attached photo for an example.)

She will be showing the various steps involved, key things to be careful about, and she will construct a precut example with epoxy. She won't be turning the piece, but rather preparing it for turning. A very interesting technique – don't miss it!



## Fun Turn Wood Pick-Up

Pick up your wood tonight for the Annual Fun Turn!  
This is always an exciting event so get your wood and get started!

*Remember, you must be a paid member for the 2011-2012 season to get your wood!*

## Show & Tell

As always, we love to see what you have been working on. Please bring in some items to show us. We're always interested in your latest project (even the ones that didn't turn out!), a new tool, an interesting jig or anything else turning related!

There will also be some great items for the Meeting Raffle! Remember to bring a loonie or two!

**The October 17th, 2011 Guild meeting is at Kent Building Supplies 6:30 – 8:30**

**Kent is located at 35 Mic Mac Blvd. Dartmouth, NS B3A 4Y8.**

**A map is located here - <http://goo.gl/maps/dZG8>**

***It's going to be another great one. See you all there!***

## The Turning Point

*“The Turning Point is  
YOUR newsletter. Its  
success depends on  
YOU”*

The purpose of the Official Journal of the Nova Woodturners' Guild is to keep you updated on the various aspects of the Guild, to announce upcoming meetings and to keep record of past meetings. In addition, and more importantly, its purpose is as a vehicle to share information among the Guild members.

It is through the sharing of information and ideas that the true benefit of being a Guild member is determined.

This newsletter gives the opportunity for you to do that.

Please submit articles, how-to's, photos, humour, interesting tidbits, reviews, items for sale, items wanted, helpful jigs that you've made, thoughts, ideas, observations, websites, videos and anything else related to woodturning.

We need your input to make The Turning Point a success.

Don't worry if you don't consider yourself a 'writer'. This is not about how great you can write (look what we're getting away with! 😊), it's about getting the information out there. Type it as you speak it. If it needs editing we can edit it for you. No submission is too large or too small. We'll take it all! 😊

Please send your submissions to Ted Monk at [tedmonk@gmail.com](mailto:tedmonk@gmail.com)

**The deadline for submissions for the November issue is Nov. 1st, 2011**

*Sharing is what a guild is all about!*

**Ensure that you continue to receive the newsletter by  
keeping us updated with your email address!  
Please send any changes to [tedmonk@gmail.com](mailto:tedmonk@gmail.com)**

**Don't Forget - We're On The Web!**

**The Nova Woodturners' Guild website is a great  
place to connect between meetings!**

**It offers message forums, a member photo  
gallery, hints and tips, links and more!**

**<http://novawoodturnersguild.com>**



## Your 2011-2012 Guild Executive

**President:** Don Moore

[moorewood1@gmail.com](mailto:moorewood1@gmail.com)

**Vice President:** Dianne Looker

[Dianne.Looker@msvu.ca](mailto:Dianne.Looker@msvu.ca)

**Secretary:** Ted Monk

[tedmonk@gmail.com](mailto:tedmonk@gmail.com)

**Treasurer:** Dan Graham

[djgraham@ns.sympatico.ca](mailto:djgraham@ns.sympatico.ca)

**Past President:**

Bill Luther



**Members At Large:**

Ian Scott

Gary Landry

Gordon Marshall

Doug McGuire

*“...to encourage and promote the art and craft of woodturning”*

---

## Committees

### Library

Jim Diamond

Richard Ford

### Website

Ian Scott

Norm Jolivet

### Events

Don Moore

Robert Atkinson

Dan Graham

Gordon Marshall

Peter Nicholl

Ted Monk

*“We would love to see your name here! Contact any member of the Executive with your interest.”*

### Membership & Promotion

*(this could be you!)*

### Insurance

Alan Hunt

Don Moore

Darrell Eisner

### Fund Raising

Norm Jolivet (Raffle Master)

Bill Luther (Competition Prizes)

### Constitution & By-laws

Dianne Looker

Jim Diamond

### Newsletter

Ted Monk

### Guild Photographer

Chris Palmer